



Quarterly Investment Report

PREPARED FOR DEL MAR COLLEGE

AUGUST 31, 2021



**PATTERSON
& ASSOCIATES**

A MEEDER INVESTMENT MANAGEMENT COMPANY

WITH YOU. FOR YOU.

U.S. Economy Facing Potential Headwinds

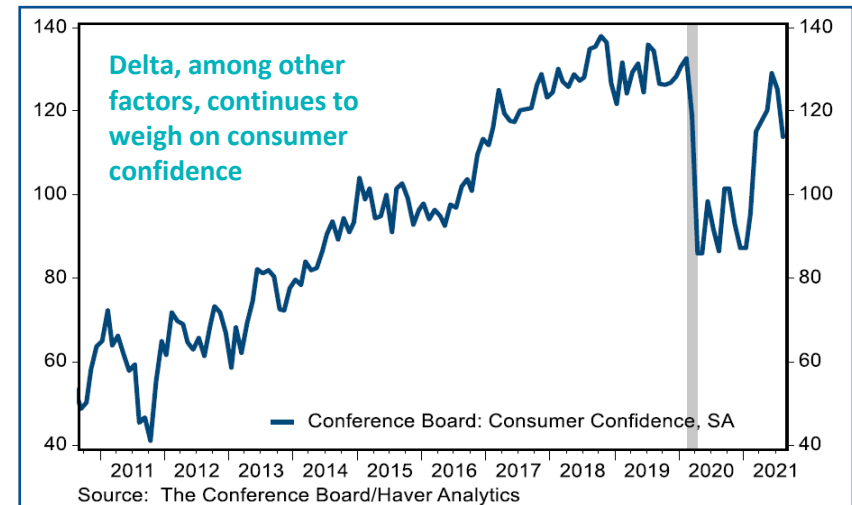
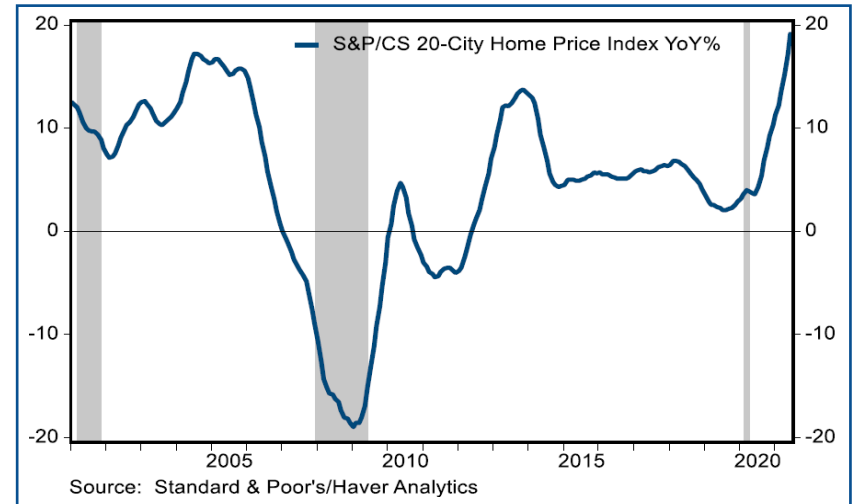
August threw up multiple barriers to growth: the delta variant, China's regulatory crackdown, inflation, Fed taper talk, the Afghanistan withdrawal, hurricane Ida and DC dysfunction. All acted to cause consumer confidence to plummet.

US manufacturing as reported by purchasing managers continues to outperform expectations and hit 15 months of consecutive growth. The growth appears to be coming from an increase in orders and an expanding backlog of orders. It is growing but struggling in its fight.

The global shipping crisis, which snarled global supply chains and produced shutdowns is only getting worse. Covid is causing port closures, including a shut down of one Chinese port - the 3rd busiest container port in the world. The impact ripples jam warehouses and stretch rail and road capacity along with raising prices everywhere. This could easily go into the holiday season.

Housing prices are literally 'through the roof.' Although slightly down, finishing the month the 20-city US index is up 19% which is the highest on record back to 2001. Nationally, prices are now 41% higher than the peak of the housing boom in 2006. Building supplies prices are captives of the supply chains which makes limited supply and a great demand drivers of prices.

These many challenges are wearing on consumer confidence which has dropped to a 6-month low. Even with personal income up and consumer spending continuing to trend higher, the consumer's confidence level shows an understandable downward trend.



Fed's Later Rather Than Sooner Stance

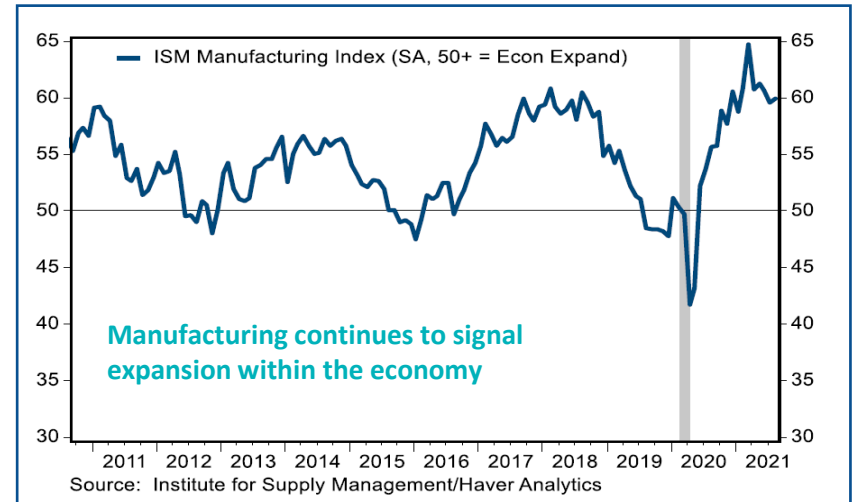
As expected, we got some direction from Fed Chair Powell's comments at the economic summit this month but perhaps not in the form totally expected. Although several Fed Presidents have spoken in favor of rolling back the extraordinary support measures, Powell's comments were very dovish.

The Chair clearly uncoupled eventual tapering of the accommodative measures from an overnight rate increase. This was not unexpected or unreasonable, but the comments drove both yields and the dollar lower. This, of course, again shows the perceived risks of the Delta variant slowing the recovery.

One over-riding question remains inflation. The Fed has consistently warned price increases will prove transitory and indeed there is some evidence to support that thesis. However, with inflation already nearly three times the Fed's target level, that message is difficult for some in the market to buy into. Though awash with liquid funds in the economy, investors, which drive rates, are seemingly ignoring this rising inflation which is now at multi-decade highs. Perhaps Mr. Simon was right.

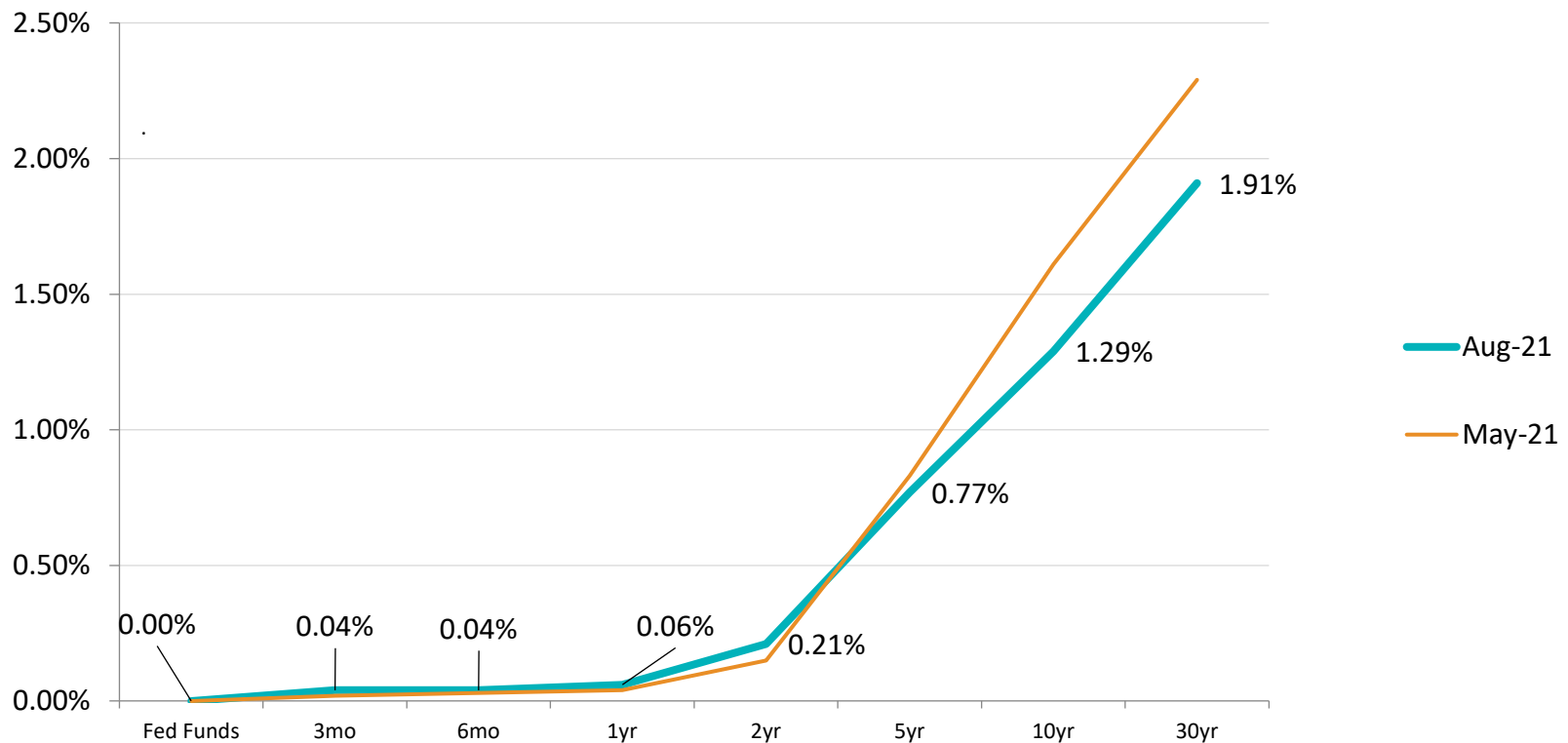
"I continue to believe that the American people have a love-hate relationship with inflation. They hate inflation but love everything that causes it." - William E. Simon

One controlling feature is Washington's inability to re-set the debt ceiling which pressures the Treasury to operate under the ceiling and curtail issuance at least partially. That will have to be addressed by October.



The Curve Changes Little This Month

- The curve remains stubbornly flat on the front end while uncertainty about the Fed's taper plan reigns.
- Consumer confidence has dropped, and inflation continues.
- Short-end investors remain very liquid or short with commercial paper providing the greatest value inside of 1 year.
- The Fed turned dovish on hints of possible tapering supporting the long end, but the Fed has yet to actually say it will taper.
- The Fed and markets continue to signal that overnight rates may remain at 0% until 2023.




End of Month Rates - Full Yield Curve – Fed Funds to 30yr

Del Mar College
Portfolio Summary Management Report

May 31, 2021 – August 31, 2021

This quarterly report is in compliance with the investment policy and strategy as established for Del Mar College and the Public Funds Investment Act (Chapter 2256, Texas Government Code).

<u>Portfolio as of 05/31/21:</u>		<u>Portfolio as of 08/31/21:</u>	
Beginning Book Value	\$ 231,981,103	Ending Book Value	\$ 192,071,423
Beginning Market Value	\$ 232,105,730	Ending Market Value	\$ 192,127,682
Unrealized Gain/Loss	\$ 124,627	Accrued Interest Receivable	\$ 106,551
¹ WAM at Beginning Period Date	231 days	Unrealized Gain/Loss	\$ 56,259
		WAM at Ending Period Date	358 days
		² Change in Market Value	\$ (39,978,048)
Average Yield for Quarter:	0.337%		
Average Yield 3 month T-Bill:	0.050%		
Average Yield 6 month T-Bill:	0.050%		



Dr. Catherine West
 Director of Accounting – Del Mar College



Linda T. Patterson
 President – Patterson & Associates



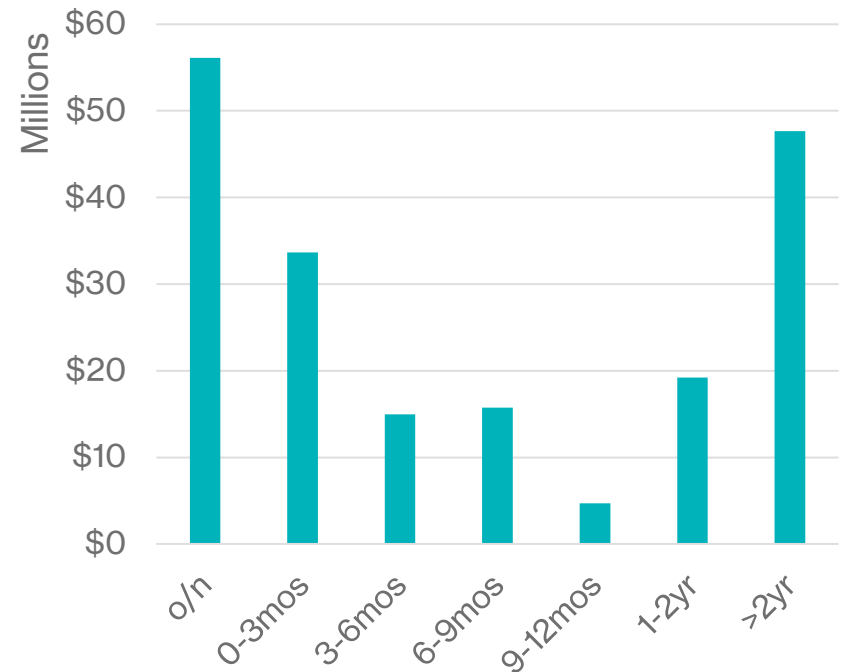
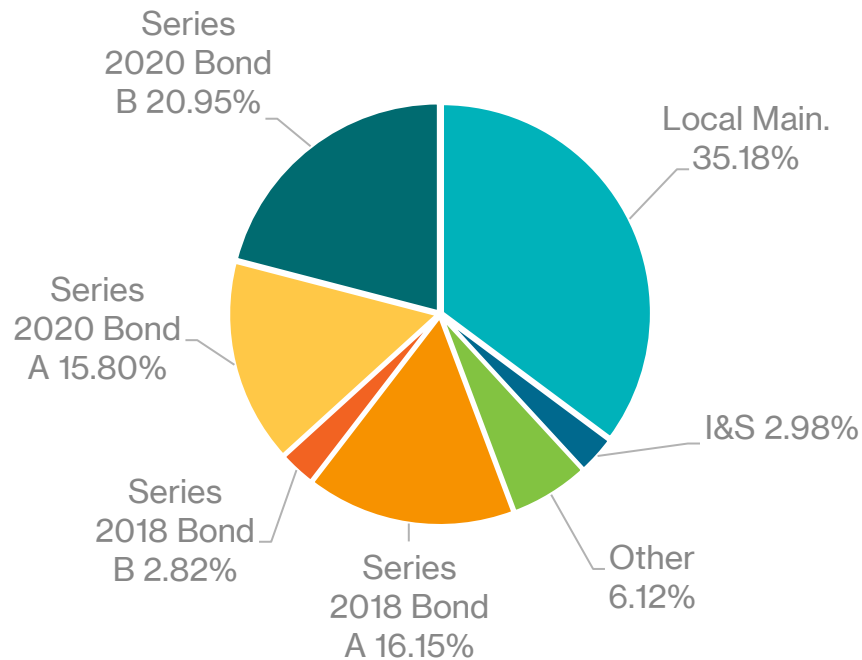
Mr. John Johnson
 Comptroller – Del Mar College

Notes: ¹ *Patterson & Associates* has assisted in the preparation of this consolidated quarterly report, with additional input provided by Del Mar College. *WAM* represents weighted average maturity.
² *Change in Market Value* is required data, but will primarily reflect the receipt and expenditure of the College's funds from quarter to quarter.

Portfolio Overview

As of August 31, 2021

- P&A reviews your portfolio for optimal asset allocation and a controlled average maturity because a diversified portfolio can better adjust to volatile market conditions. Where extensions can be made in the portfolio, it is important to make them to find available safe value in the markets.
- The graphs below show asset allocations by market sector and by maturity in your portfolio. Inside of 1 year, we continue to see value in commercial paper. Our expectation is of continuing low rates, but we look for value in your authorized sectors to extend and capture the yield available as markets change.
- The non-cash portion of your portfolio is yielding 0.47%.






Patterson & Associates
901 S. MoPac
Suite 195
Austin, TX 78746

**Del Mar College
Portfolio Management
Portfolio Summary
August 31, 2021**

Investments	Par Value	Market Value	Book Value	% of Portfolio	Term	Days to Maturity	YTM 365 Equiv.
Stagecoach Sweep	2,706,514.19	2,706,514.19	2,706,514.19	1.41	1	1	0.010
Municipal Bonds Actual	1,235,000.00	1,237,124.20	1,235,000.00	0.64	988	638	0.550
Commercial Paper Disc. -Amortizing	41,750,000.00	41,723,110.42	41,723,110.42	21.72	261	109	0.241
Federal Agency Coupon Securities	37,000,000.00	37,002,053.83	36,999,490.00	19.26	1,096	1,038	0.463
Municipal Bonds	55,545,000.00	56,061,668.05	56,010,096.95	29.16	769	445	0.647
Bank Accts/CD's - Int. Mon/Qtr/Ann	15,029.17	15,029.17	15,029.17	0.01	1	1	0.003
LOGIC	53,382,182.27	53,382,182.27	53,382,182.27	27.79	1	1	0.039
Investments	191,633,725.63	192,127,682.13	192,071,423.00	100.00%	499	358	0.345
Cash and Accrued Interest							
Accrued Interest at Purchase		10,712.23	10,712.23				
Subtotal		10,712.23	10,712.23				
Total Cash and Investments	191,633,725.63	192,138,394.36	192,082,135.23		499	358	0.345

Total Earnings	August 31 Month Ending	Fiscal Year To Date	Fiscal Year Ending
Current Year	68,511.76	1,016,895.45	1,016,895.45

The following reports are submitted in accordance with the Public Funds Investment (Texas Gov't Code 2256). The reports also offer supplemental information not required by the Act in order to fully inform the governing body of the Del Mar College of the position and activity within the College's portfolio of investments. The reports include a management summary overview, a detailed inventory report for the end of the period, a transaction report, as well as graphic representations of the portfolio to provide full disclosure to the governing body.


John Johnson, Comptroller

9/27/21

Reporting period 08/01/2021-08/31/2021
Data Updated: SET_DMAR: 09/14/2021 09:57
Run Date: 09/14/2021 - 09:57

Portfolio DMAR
AP
PM (PRF_PM1) 7.3.0
Report Ver. 7.3.6.1

**Del Mar College
Summary by Type
August 31, 2021
Grouped by Fund**

Patterson & Associates
901 S. MoPac
Suite 195
Austin, TX 78746
-

Security Type	Number of Investments	Par Value	Book Value	% of Portfolio	Average YTM 365	Average Days to Maturity
Fund: Local Maintenance						
Commercial Paper Disc. -Amortizing	5	21,750,000.00	21,737,870.14	11.32	0.247	94
LOGIC	1	28,805,472.04	28,805,472.04	15.00	0.039	1
TexPool	1	0.00	0.00	0.00	0.000	0
TexSTAR	1	0.00	0.00	0.00	0.000	0
Bank Accts/CD's - Int. Mon/Qtr/Ann	1	14,786.00	14,786.00	0.01	0.000	1
Stagecoach Sweep	1	2,706,514.19	2,706,514.19	1.41	0.010	1
Municipal Bonds	5	14,240,000.00	14,305,281.13	7.45	0.622	201
Subtotal	15	67,516,772.23	67,569,923.50	35.19	0.228	74
Fund: Plant						
LOGIC	1	2,263,677.91	2,263,677.91	1.18	0.039	1
Municipal Bonds	2	9,500,000.00	9,498,915.51	4.95	0.423	462
Subtotal	3	11,763,677.91	11,762,593.42	6.13	0.349	373
Fund: Rev Bond I & S						
Municipal Bonds	1	1,800,000.00	1,800,000.00	0.94	0.794	973
LOGIC	1	315,926.94	315,926.94	0.16	0.039	1
TexPool	1	0.00	0.00	0.00	0.000	0
Bank Accts/CD's - Int. Mon/Qtr/Ann	1	239.60	239.60	0.00	0.160	1
Subtotal	4	2,116,166.54	2,116,166.54	1.10	0.681	828
Fund: Tax Bond I&S						
LOGIC	1	627,471.08	627,471.08	0.33	0.039	1
Municipal Bonds	2	2,945,000.00	2,982,417.31	1.55	0.607	782
TexPool	1	0.00	0.00	0.00	0.000	0
Bank Accts/CD's - Int. Mon/Qtr/Ann	1	3.57	3.57	0.00	0.000	1
Subtotal	5	3,572,474.65	3,609,891.96	1.88	0.509	646

**Del Mar College
Summary by Type
August 31, 2021
Grouped by Fund**

Security Type	Number of Investments	Par Value	Book Value	% of Portfolio	Average YTM 365	Average Days to Maturity
Fund: Series 2016 Tax Bond						
LOGIC	1	0.00	0.00	0.00	0.000	0
Subtotal	1	0.00	0.00	0.00	0.000	0
Fund: Series 2017 Tax Bond						
LOGIC	1	0.00	0.00	0.00	0.000	0
Subtotal	1	0.00	0.00	0.00	0.000	0
Fund: 2018 Tax Bond A						
Commercial Paper Disc. -Amortizing	1	5,000,000.00	4,995,366.67	2.60	0.247	139
Federal Agency Coupon Securities	3	14,500,000.00	14,499,490.00	7.55	0.525	1,059
LOGIC	1	5,078,871.62	5,078,871.62	2.64	0.039	1
Municipal Bonds	3	11,415,000.00	11,447,506.76	5.96	0.979	435
Subtotal	8	35,993,871.62	36,021,235.05	18.75	0.562	584
Fund: 2018 Tax Bond B						
LOGIC	1	2,108,975.18	2,108,975.18	1.10	0.039	1
Municipal Bonds	1	3,300,000.00	3,301,159.71	1.72	1.135	30
Subtotal	2	5,408,975.18	5,410,134.89	2.82	0.708	19
Fund: 2020 Tax Bond A						
Commercial Paper Disc. -Amortizing	1	5,000,000.00	4,998,462.50	2.60	0.277	41
Federal Agency Coupon Securities	3	12,500,000.00	12,500,000.00	6.51	0.441	1,021
Municipal Bonds	4	6,820,000.00	6,876,511.61	3.58	0.363	800
LOGIC	1	968,118.06	968,118.06	0.50	0.039	1
Subtotal	9	25,288,118.06	25,343,092.17	13.19	0.372	729
Fund: 2020 Tax Bond B						
Federal Agency Coupon Securities	1	10,000,000.00	10,000,000.00	5.21	0.400	1,031
Municipal Bonds	4	5,525,000.00	5,798,304.92	3.02	0.454	513
LOGIC	1	13,213,669.44	13,213,669.44	6.88	0.039	1
Municipal Bonds Actual	1	1,235,000.00	1,235,000.00	0.64	0.550	638
Commercial Paper Disc. -Amortizing	2	10,000,000.00	9,991,411.11	5.20	0.206	160

Del Mar College
 Summary by Type
 August 31, 2021
 Grouped by Fund

Security Type	Number of Investments	Par Value	Book Value	% of Portfolio	Average YTM 365	Average Days to Maturity
Subtotal	9	39,973,669.44	40,238,385.47	20.95	0.246	390
Fund: TPEG Loan						
LOGIC	1	0.00	0.00	0.00	0.000	0
TexPool	1	0.00	0.00	0.00	0.000	0
Subtotal	2	0.00	0.00	0.00	0.000	0
Total and Average	59	191,633,725.63	192,071,423.00	100.00	0.345	358

**Del Mar College
Fund LMAIN - Local Maintenance
Investments by Fund
August 31, 2021**

Patterson & Associates
901 S. MoPac
Suite 195
Austin, TX 78746
-

CUSIP	Investment #	Issuer	Purchase Date	Book Value	Par Value	Market Value	Current Rate	YTM 360	YTM 365	Maturity Date	Days To Maturity
Stagecoach Sweep											
21309	298	Wells Fargo Stagecoach Sweep	09/01/2020	2,706,514.19	2,706,514.19	2,706,514.19	0.010	0.009	0.010		1
Subtotal and Average				2,706,514.19	2,706,514.19	2,706,514.19		0.010	0.010		1
Commercial Paper Disc. -Amortizing											
05970RWP6	467	Banco Santander CP	01/29/2021	4,999,205.56	5,000,000.00	4,999,205.56		0.262	0.266	09/23/2021	22
05970RY25	468	Banco Santander CP	02/05/2021	4,997,588.89	5,000,000.00	4,997,588.89		0.283	0.287	11/02/2021	62
62455AWQ6	474	Mountcliff Funding CP	04/07/2021	1,749,664.58	1,750,000.00	1,749,664.58		0.300	0.304	09/24/2021	23
89232DAE4	475	Toyota Credit Canada Inc CP	04/19/2021	4,995,500.00	5,000,000.00	4,995,500.00		0.243	0.247	01/14/2022	135
89232DC44	479	Toyota Credit Canada Inc CP	06/10/2021	4,995,911.11	5,000,000.00	4,995,911.11		0.162	0.164	03/04/2022	184
Subtotal and Average				21,737,870.14	21,750,000.00	21,737,870.14		0.243	0.247		94
Municipal Bonds											
443728FT2	446	Hudson County NJ Impr Auth	09/03/2020	2,500,048.40	2,500,000.00	2,500,000.00	1.000	0.296	0.300	09/02/2021	1
64990FC93	481	NY State Dorm Authority	06/23/2021	1,000,000.00	1,000,000.00	998,970.00	0.167	0.164	0.167	03/15/2022	195
678807QR2	485	Oklahoma County OK ISD	07/07/2021	3,701,725.64	3,655,000.00	3,710,629.10	1.000	0.294	0.298	07/01/2023	668
88283LJT4	408	Texas Trans Commission Highway	04/03/2020	5,100,776.73	5,085,000.00	5,105,187.45	5.000	1.214	1.231	10/01/2021	30
973279UH3	462	Town of Windham CT	10/01/2020	2,002,730.36	2,000,000.00	2,002,940.00	2.000	0.296	0.300	09/30/2021	29
Subtotal and Average				14,305,281.13	14,240,000.00	14,317,726.55		0.614	0.622		201
Bank Accts/CD's - Int. Mon/Qtr/Ann											
6936021309	209	Wells Fargo Analyzed Bus. Chck	09/01/2014	14,786.00	14,786.00	14,786.00					1
Subtotal and Average				14,786.00	14,786.00	14,786.00		0.000	0.000		1
TexPool											
999999995	41	TexPool	09/01/2006	0.00	0.00	0.00	0.022	0.021	0.022		1
Subtotal and Average				0.00	0.00	0.00		0.000	0.000		0
LOGIC											
999999996	42	LOGIC	09/01/2006	28,805,472.04	28,805,472.04	28,805,472.04	0.039	0.038	0.038		1
Subtotal and Average				28,805,472.04	28,805,472.04	28,805,472.04		0.038	0.039		1

**Fund LMAIN - Local Maintenance
Investments by Fund
August 31, 2021**

CUSIP	Investment #	Issuer	Purchase Date	Book Value	Par Value	Market Value	Current Rate	YTM 360	YTM 365	Maturity Days To Date Maturity
TexSTAR										
999999997	40	TexSTAR	09/01/2006	0.00	0.00	0.00	0.010	0.009	0.010	1
Subtotal and Average				0.00	0.00	0.00	0.000	0.000	0.000	0
Total Investments and Average				67,569,923.50	67,516,772.23	67,582,368.92	0.225	0.228	0.228	73

**Fund PLANT - Plant
Investments by Fund
August 31, 2021**

CUSIP	Investment #	Issuer	Purchase Date	Book Value	Par Value	Market Value	Current Rate	YTM 360	YTM 365	Maturity Date	Days To Maturity
Municipal Bonds											
59333NN90	458	Miami-Dade County FL	09/30/2020	4,998,915.51	5,000,000.00	4,985,900.00	0.375	0.473	0.480	04/01/2023	577
64966QLA6	450	City of New York NY	09/09/2020	4,500,000.00	4,500,000.00	4,506,570.00	0.360	0.355	0.360	08/01/2022	334
Subtotal and Average				9,498,915.51	9,500,000.00	9,492,470.00		0.417	0.423		461
LOGIC											
999999996	261	LOGIC	01/27/2017	2,263,677.91	2,263,677.91	2,263,677.91	0.039	0.038	0.038		1
Subtotal and Average				2,263,677.91	2,263,677.91	2,263,677.91		0.038	0.039		1
Total Investments and Average				11,762,593.42	11,763,677.91	11,756,147.91		0.344	0.349		373

Fund RBIS - Rev Bond I & S
Investments by Fund
August 31, 2021

CUSIP	Investment #	Issuer	Purchase Date	Book Value	Par Value	Market Value	Current Rate	YTM 360	YTM 365	Maturity Date	Days To Maturity
Municipal Bonds											
356731BZ1	463	Village of Freeport NY	10/07/2020	1,800,000.00	1,800,000.00	1,810,494.00	0.794	0.783	0.794	05/01/2024	973
Subtotal and Average				1,800,000.00	1,800,000.00	1,810,494.00		0.783	0.794		973
Bank Accts/CD's - Int. Mon/Qtr/Ann											
6913041023	205	Wells Fargo Bus.Checking Plus	08/01/2014	239.60	239.60	239.60	0.160	0.157	0.160		1
Subtotal and Average				239.60	239.60	239.60		0.158	0.160		1
TexPool											
999999995	50	TexPool	09/01/2006	0.00	0.00	0.00	0.022	0.021	0.022		1
Subtotal and Average				0.00	0.00	0.00		0.000	0.000		0
LOGIC											
999999996	107	LOGIC	08/27/2009	315,926.94	315,926.94	315,926.94	0.039	0.038	0.038		1
Subtotal and Average				315,926.94	315,926.94	315,926.94		0.038	0.039		1
Total Investments and Average				2,116,166.54	2,116,166.54	2,126,660.54		0.672	0.681		827

**Fund TAX - Tax Bond I&S
Investments by Fund
August 31, 2021**

CUSIP	Investment #	Issuer	Purchase Date	Book Value	Par Value	Market Value	Current Rate	YTM 360	YTM 365	Maturity Date	Days To Maturity
Municipal Bonds											
59333NQ63	459	Miami-Dade County FL	09/30/2020	1,552,417.31	1,515,000.00	1,549,405.65	2.000	0.424	0.430	04/01/2023	577
683548EQ0	454	Opelika AL Utilities	09/16/2020	1,430,000.00	1,430,000.00	1,429,571.00	0.800	0.789	0.800	06/01/2024	1,004
Subtotal and Average				2,982,417.31	2,945,000.00	2,978,976.65		0.599	0.607		781
Bank Accts/CD's - Int. Mon/Qtr/Ann											
6913041015	208	Wells Fargo Analyzed Bus. Chck	09/01/2014	3.57	3.57	3.57					1
Subtotal and Average				3.57	3.57	3.57		0.000	0.000		1
TexPool											
999999995	48	TexPool	09/01/2006	0.00	0.00	0.00	0.022	0.021	0.022		1
Subtotal and Average				0.00	0.00	0.00		0.000	0.000		0
LOGIC											
999999996	49	LOGIC	09/01/2006	627,471.08	627,471.08	627,471.08	0.039	0.038	0.038		1
Subtotal and Average				627,471.08	627,471.08	627,471.08		0.038	0.039		1
Total Investments and Average				3,609,891.96	3,572,474.65	3,606,451.30		0.502	0.509		646

**Fund TAX16 - Series 2016 Tax Bond
Investments by Fund
August 31, 2021**

CUSIP	Investment #	Issuer	Purchase Date	Book Value	Par Value	Market Value	Current Rate	YTM 360	YTM 365	Maturity Days To Date Maturity
LOGIC										
999999996	252	LOGIC	10/03/2016	0.00	0.00	0.00				1
Subtotal and Average				0.00	0.00	0.00		0.000	0.000	0
Total Investments and Average				0.00	0.00	0.00		0.000	0.000	0

**Fund TAX17 - Series 2017 Tax Bond
Investments by Fund
August 31, 2021**

CUSIP	Investment #	Issuer	Purchase Date	Book Value	Par Value	Market Value	Current Rate	YTM 360	YTM 365	Maturity Days To Date Maturity
LOGIC										
999999996	279	LOGIC	07/05/2017	0.00	0.00	0.00				1
Subtotal and Average				0.00	0.00	0.00		0.000	0.000	0
Total Investments and Average				0.00	0.00	0.00		0.000	0.000	0

**Fund TAX18A - 2018 Tax Bond A
Investments by Fund
August 31, 2021**

CUSIP	Investment #	Issuer	Purchase Date	Book Value	Par Value	Market Value	Current Rate	YTM 360	YTM 365	Maturity Date	Days To Maturity
Commercial Paper Disc. -Amortizing											
06742XDV6	478	Barclays Bank CP	04/23/2021	4,995,366.67	5,000,000.00	4,995,366.67		0.243	0.247	01/18/2022	139
Subtotal and Average				4,995,366.67	5,000,000.00	4,995,366.67		0.244	0.247		139
Federal Agency Coupon Securities											
31422XJC7	484	FRMAC Call Note	06/28/2021	5,000,000.00	5,000,000.00	5,001,096.10	0.550	0.542	0.550	06/28/2024	1,031
3130AN5A4	489	FHLB Call Note	07/26/2021	5,000,000.00	5,000,000.00	5,006,468.95	0.500	0.493	0.500	07/26/2024	1,059
3130ANMN7	490	FHLB Call Note	08/26/2021	4,499,490.00	4,500,000.00	4,501,425.60	0.520	0.516	0.524	08/26/2024	1,090
Subtotal and Average				14,499,490.00	14,500,000.00	14,508,990.65		0.518	0.525		1,058
Municipal Bonds											
298101GX8	476	City of Eudora KS	04/19/2021	3,715,000.00	3,715,000.00	3,713,476.85	0.500	0.498	0.504	09/01/2024	1,096
88283LJT4	409	Texas Trans Commission Highway	04/03/2020	4,012,410.41	4,000,000.00	4,015,880.00	5.000	1.214	1.231	10/01/2021	30
914378KU7	414	University of Kentucky	04/15/2020	3,720,096.35	3,700,000.00	3,735,853.00	2.125	1.164	1.180	04/01/2022	212
Subtotal and Average				11,447,506.76	11,415,000.00	11,465,209.85		0.965	0.979		435
LOGIC											
999999996	315	LOGIC	08/10/2018	5,078,871.62	5,078,871.62	5,078,871.62	0.039	0.038	0.038		1
Subtotal and Average				5,078,871.62	5,078,871.62	5,078,871.62		0.038	0.039		1
Total Investments and Average				36,021,235.05	35,993,871.62	36,048,438.79		0.554	0.562		583

**Fund TAX18B - 2018 Tax Bond B
Investments by Fund
August 31, 2021**

CUSIP	Investment #	Issuer	Purchase Date	Book Value	Par Value	Market Value	Current Rate	YTM 360	YTM 365	Maturity Date	Days To Maturity
Municipal Bonds											
677524DU1	415	Ohio State Corrections Facs	04/16/2020	3,301,159.71	3,300,000.00	3,303,828.00	1.562	1.119	1.135	10/01/2021	30
Subtotal and Average				3,301,159.71	3,300,000.00	3,303,828.00		1.120	1.135		30
LOGIC											
999999996	316	LOGIC	08/10/2018	2,108,975.18	2,108,975.18	2,108,975.18	0.039	0.038	0.038		1
Subtotal and Average				2,108,975.18	2,108,975.18	2,108,975.18		0.038	0.039		1
Total Investments and Average				5,410,134.89	5,408,975.18	5,412,803.18		0.698	0.708		18

**Fund TAX20A - 2020 Tax Bond A
Investments by Fund
August 31, 2021**

CUSIP	Investment #	Issuer	Purchase Date	Book Value	Par Value	Market Value	Current Rate	YTM 360	YTM 365	Maturity Date	Days To Maturity
Commercial Paper Disc. -Amortizing											
06742V2M2	466	Barclays Bank CP	01/15/2021	4,998,462.50	5,000,000.00	4,998,462.50		0.273	0.277	10/12/2021	41
Subtotal and Average				4,998,462.50	5,000,000.00	4,998,462.50		0.273	0.277		41
Federal Agency Coupon Securities											
3130ALJ70	472	FHLB Call Note	03/12/2021	2,500,000.00	2,500,000.00	2,500,243.63	0.400	0.399	0.405	03/12/2024	923
3130AMWD0	487	FHLB Call Note	07/12/2021	5,000,000.00	5,000,000.00	4,996,121.20	0.400	0.394	0.400	07/12/2024	1,045
3130AMZC9	488	FHLB Call Note	07/12/2021	5,000,000.00	5,000,000.00	5,002,471.85	0.500	0.493	0.500	07/12/2024	1,045
Subtotal and Average				12,500,000.00	12,500,000.00	12,498,836.68		0.435	0.441		1,020
Municipal Bonds											
447154ED3	473	Huntsville AL Public Bldg	03/18/2021	1,465,000.00	1,465,000.00	1,469,556.15	0.393	0.387	0.393	02/01/2023	518
494135AM8	439	Killeen TX	08/18/2020	200,000.00	200,000.00	200,440.00	0.501	0.494	0.501	08/01/2022	334
64990FD27	482	NY State Dorm Authority	06/23/2021	1,500,000.00	1,500,000.00	1,495,845.00	0.267	0.263	0.266	03/15/2023	560
678807QS0	486	Oklahoma County OK ISD	07/07/2021	3,711,511.61	3,655,000.00	3,721,594.10	1.000	0.377	0.383	07/01/2024	1,034
Subtotal and Average				6,876,511.61	6,820,000.00	6,887,435.25		0.358	0.363		800
LOGIC											
999999996	433	LOGIC	06/30/2020	968,118.06	968,118.06	968,118.06	0.039	0.038	0.038		1
Subtotal and Average				968,118.06	968,118.06	968,118.06		0.038	0.039		1
Total Investments and Average				25,343,092.17	25,288,118.06	25,352,852.49		0.367	0.372		728

**Fund TAX20B - 2020 Tax Bond B
Investments by Fund
August 31, 2021**

CUSIP	Investment #	Issuer	Purchase Date	Book Value	Par Value	Market Value	Current Rate	YTM 360	YTM 365	Maturity Date	Days To Maturity
Municipal Bonds Actual											
683548EP2	455	Opelika AL Utilities	09/16/2020	1,235,000.00	1,235,000.00	1,237,124.20	0.550	0.542	0.550	06/01/2023	638
Subtotal and Average				1,235,000.00	1,235,000.00	1,237,124.20		0.542	0.550		638
Commercial Paper Disc. -Amortizing											
89232DAE4	477	Toyota Credit Canada Inc CP	04/19/2021	4,995,500.00	5,000,000.00	4,995,500.00	0.240	0.243	0.247	01/14/2022	135
89232DC44	480	Toyota Credit Canada Inc CP	06/10/2021	4,995,911.11	5,000,000.00	4,995,911.11	0.160	0.162	0.164	03/04/2022	184
Subtotal and Average				9,991,411.11	10,000,000.00	9,991,411.11		0.203	0.206		159
Federal Agency Coupon Securities											
3130AMT85	483	FHLB Call Note	06/28/2021	10,000,000.00	10,000,000.00	9,994,226.50	0.400	0.394	0.400	06/28/2024	1,031
Subtotal and Average				10,000,000.00	10,000,000.00	9,994,226.50		0.395	0.400		1,031
Municipal Bonds											
494135AN6	440	Killeen TX	08/18/2020	305,000.00	305,000.00	305,997.35	0.602	0.593	0.602	08/01/2023	699
64966MWH8	453	City of New York NY	09/15/2020	1,032,705.40	1,020,000.00	1,033,484.40	2.850	0.345	0.350	03/01/2022	181
934021CN4	452	Ward County ND	09/15/2020	3,860,599.52	3,600,000.00	3,864,312.00	5.000	0.394	0.400	04/01/2023	577
957897MF5	457	Western Carolina University NC	09/30/2020	600,000.00	600,000.00	601,734.00	0.909	0.896	0.908	04/01/2023	577
Subtotal and Average				5,798,304.92	5,525,000.00	5,805,527.75		0.448	0.454		512
LOGIC											
999999996	434	LOGIC	06/30/2020	13,213,669.44	13,213,669.44	13,213,669.44	0.039	0.038	0.038		1
Subtotal and Average				13,213,669.44	13,213,669.44	13,213,669.44		0.038	0.039		1
Total Investments and Average				40,238,385.47	39,973,669.44	40,241,959.00		0.242	0.246		389

**Fund TPEG - TPEG Loan
Investments by Fund
August 31, 2021**

CUSIP	Investment #	Issuer	Purchase Date	Book Value	Par Value	Market Value	Current Rate	YTM 360	YTM 365	Maturity Days To Date Maturity
TexPool										
999999995	54	TexPool	09/01/2006	0.00	0.00	0.00				1
Subtotal and Average				0.00	0.00	0.00		0.000	0.000	0
LOGIC										
999999996	55	LOGIC	09/01/2006	0.00	0.00	0.00	2.246	2.215	2.246	1
Subtotal and Average				0.00	0.00	0.00		0.000	0.000	0
Total Investments and Average				0.00	0.00	0.00		0.000	0.000	0

Del Mar College

Cash Reconciliation Report

For the Period June 1, 2021 - August 31, 2021

Grouped by Fund

Trans. Date	Investment #	Fund	Trans. Type	Security ID	Par Value	Security Description	Maturity Date	Purchases	Interest	Redemptions	Cash
Local Maintenance											
06/10/2021	479	LMAIN	Purchase	89232DC44	5,000,000.00	TOYCCI 5.0M 0.00% Mat.	03/04/2022	-4,994,066.67	0.00	0.00	-4,994,066.67
06/15/2021	412	LMAIN	Maturity	64970KQH3	4,490,000.00	NYCWSS 4.5M 0.00% Mat.	06/15/2021	0.00	0.00	4,490,000.00	4,490,000.00
06/18/2021	461	LMAIN	Interest	172719975C	5,241,608.17	EWB 5.2M 0.38% Mat. 06/18/2021	06/18/2021	0.00	930.25	0.00	930.25
06/18/2021	461	LMAIN	Interest	172719975C	5,241,608.17	EWB 5.2M 0.38% Mat. 06/18/2021	06/18/2021	-930.25	0.00	0.00	-930.25
06/23/2021	481	LMAIN	Purchase	64990FC93	1,000,000.00	NYDORM 1.0M 0.17% Mat.	03/15/2022	-1,000,000.00	0.00	0.00	-1,000,000.00
07/07/2021	485	LMAIN	Purchase	678807QR2	3,655,000.00	OKLACO 3.7M 1.00% Mat.	07/01/2023	-3,705,548.65	-609.17	0.00	-3,706,157.82
07/16/2021	464	LMAIN	Maturity	06742VE80	5,000,000.00	BARCBK 5.0M 0.00% Mat.	07/16/2021	0.00	0.00	5,000,000.00	5,000,000.00
07/26/2021	469	LMAIN	Sale	05990CYK4	5,000,000.00	0.0M 0.00%	11/19/2021	0.00	0.00	4,995,650.00	4,995,650.00
07/26/2021	470	LMAIN	Sale	05990CYK4	5,000,000.00	0.0M 0.27%	11/19/2021	0.00	0.00	4,995,650.00	4,995,650.00
08/01/2021	449	LMAIN	Interest	64966QLA6	4,560,000.00	NEWYRK 4.6M 0.36% Mat.	08/01/2022	0.00	8,208.00	0.00	8,208.00
08/05/2021	465	LMAIN	Maturity	8923A0V59	5,000,000.00	TYCRPR 5.0M 0.00% Mat.	08/05/2021	0.00	0.00	5,000,000.00	5,000,000.00
08/16/2021	449	LMAIN	Interest	64966QLA6	4,560,000.00	NEWYRK 4.6M 0.36% Mat.	08/01/2022	0.00	684.00	0.00	684.00
08/16/2021	449	LMAIN	Sale	64966QLA6	4,560,000.00	0.0M 0.36%	08/01/2022	0.00	0.00	4,564,332.00	4,564,332.00
Subtotal								-9,700,545.57	9,213.08	29,045,632.00	19,354,299.51
Plant											
08/01/2021	450	PLANT	Interest	64966QLA6	4,500,000.00	NEWYRK 4.5M 0.36% Mat.	08/01/2022	0.00	8,100.00	0.00	8,100.00
Subtotal								0.00	8,100.00	0.00	8,100.00
Tax Bond I&S											
06/01/2021	454	TAX	Interest	683548EQ0	1,430,000.00	OPELAL 1.4M 0.80% Mat.	06/01/2024	0.00	5,720.00	0.00	5,720.00
Subtotal								0.00	5,720.00	0.00	5,720.00
2018 Tax Bond A											
06/18/2021	460	TAX18A	Interest	172819604C	5,241,608.17	EWB 5.2M 0.38% Mat. 06/18/2021	06/18/2021	0.00	930.25	0.00	930.25
06/18/2021	460	TAX18A	Interest	172819604C	5,241,608.17	EWB 5.2M 0.38% Mat. 06/18/2021	06/18/2021	-930.25	0.00	0.00	-930.25
06/28/2021	484	TAX18A	Purchase	31422XJC7	5,000,000.00	FAMCAC 5.0M 0.55% Mat.	06/28/2024	-5,000,000.00	0.00	0.00	-5,000,000.00
07/26/2021	489	TAX18A	Purchase	3130AN5A4	5,000,000.00	FHLBC 5.0M 0.50% Mat. 07/26/2024	07/26/2024	-5,000,000.00	0.00	0.00	-5,000,000.00
08/01/2021	451	TAX18A	Interest	64966QLA6	4,500,000.00	NEWYRK 4.5M 0.36% Mat.	08/01/2022	0.00	8,100.00	0.00	8,100.00
08/16/2021	451	TAX18A	Interest	64966QLA6	4,500,000.00	NEWYRK 4.5M 0.36% Mat.	08/01/2022	0.00	675.00	0.00	675.00
08/16/2021	451	TAX18A	Sale	64966QLA6	4,500,000.00	0.0M 0.36%	08/01/2022	0.00	0.00	4,504,275.00	4,504,275.00
08/24/2021	443	TAX18A	Interest	3136G4R54	5,000,000.00	FNMAL 5.0M 0.38% Mat.	08/24/2023	0.00	9,375.00	0.00	9,375.00
08/24/2021	443	TAX18A	Call	3136G4R54	5,000,000.00	0.0M 0.38%	08/24/2023	0.00	0.00	5,000,000.00	5,000,000.00
08/26/2021	490	TAX18A	Purchase	3130ANMN7	4,500,000.00	FHLBC 4.5M 0.52% Mat. 08/26/2024	08/26/2024	-4,499,460.00	0.00	0.00	-4,499,460.00
Subtotal								-14,500,390.25	19,080.25	9,504,275.00	-4,977,035.00

**Del Mar College
Cash Reconciliation Report**

For the Period June 1, 2021 - August 31, 2021

Trans. Date	Investment #	Fund	Trans. Type	Security ID	Par Value	Security Description	Maturity Date	Purchases	Interest	Redemptions	Cash
2018 Tax Bond B											
08/24/2021	444	TAX18B	Interest	3136G4R54	5,000,000.00	FNMAC 5.0M 0.38% Mat.	08/24/2023	0.00	9,375.00	0.00	9,375.00
08/24/2021	444	TAX18B	Call	3136G4R54	5,000,000.00	0.0M 0.38%	08/24/2023	0.00	0.00	5,000,000.00	5,000,000.00
Subtotal								0.00	9,375.00	5,000,000.00	5,009,375.00
2020 Tax Bond A											
06/10/2021	423	TAX20A	Interest	083763VZ2	3,755,000.00	BERGEN 3.8M 2.00% Mat.	06/10/2021	0.00	67,798.61	0.00	67,798.61
06/10/2021	423	TAX20A	Maturity	083763VZ2	3,755,000.00	BERGEN 3.8M 2.00% Mat.	06/10/2021	0.00	0.00	3,755,000.00	3,755,000.00
06/23/2021	482	TAX20A	Purchase	64990FD27	1,500,000.00	NYDORM 1.5M 0.27% Mat.	03/15/2023	-1,500,000.00	0.00	0.00	-1,500,000.00
07/07/2021	486	TAX20A	Purchase	678807QS0	3,655,000.00	OKLACO 3.7M 1.00% Mat.	07/01/2024	-3,714,503.40	-609.17	0.00	-3,715,112.57
07/12/2021	487	TAX20A	Purchase	3130AMWDO	5,000,000.00	FHLBC 5.0M 0.40% Mat. 07/12/2024	07/12/2024	-5,000,000.00	0.00	0.00	-5,000,000.00
07/12/2021	488	TAX20A	Purchase	3130AMZC9	5,000,000.00	FHLBC 5.0M 0.50% Mat. 07/12/2024	07/12/2024	-5,000,000.00	0.00	0.00	-5,000,000.00
08/01/2021	439	TAX20A	Interest	494135AM8	200,000.00	KILNTX 0.2M 0.50% Mat. 08/01/2022	08/01/2022	0.00	501.00	0.00	501.00
08/01/2021	473	TAX20A	Interest	447154ED3	1,465,000.00	HUNTAL 1.5M 0.39% Mat.	02/01/2023	0.00	2,127.06	0.00	2,127.06
Subtotal								-15,214,503.40	69,817.50	3,755,000.00	-11,389,685.90
2020 Tax Bond B											
06/01/2021	455	TAX20B	Interest	683548EP2	1,235,000.00	OPELAL 1.2M 0.55% Mat.	06/01/2023	0.00	3,396.25	0.00	3,396.25
06/10/2021	424	TAX20B	Interest	083763VZ2	3,755,000.00	BERGEN 3.8M 2.00% Mat.	06/10/2021	0.00	67,798.61	0.00	67,798.61
06/10/2021	424	TAX20B	Maturity	083763VZ2	3,755,000.00	BERGEN 3.8M 2.00% Mat.	06/10/2021	0.00	0.00	3,755,000.00	3,755,000.00
06/10/2021	480	TAX20B	Purchase	89232DC44	5,000,000.00	TOYCCI 5.0M 0.16% Mat.	03/04/2022	-4,994,066.67	0.00	0.00	-4,994,066.67
06/28/2021	483	TAX20B	Purchase	3130AMT85	10,000,000.00	FHLBC 10.0M 0.40% Mat.	06/28/2024	-10,000,000.00	0.00	0.00	-10,000,000.00
07/27/2021	431	TAX20B	Interest	3136G4B51	5,000,000.00	FNMAC 5.0M 0.42% Mat.	07/27/2023	0.00	10,500.00	0.00	10,500.00
07/27/2021	431	TAX20B	Call	3136G4B51	5,000,000.00	0.0M 0.42%	07/27/2023	0.00	0.00	5,000,000.00	5,000,000.00
08/01/2021	440	TAX20B	Interest	494135AN6	305,000.00	KILNTX 0.3M 0.60% Mat. 08/01/2023	08/01/2023	0.00	918.05	0.00	918.05
08/24/2021	445	TAX20B	Interest	3136G4R54	5,000,000.00	FNMAC 5.0M 0.38% Mat.	08/24/2023	0.00	9,375.00	0.00	9,375.00
08/24/2021	445	TAX20B	Call	3136G4R54	5,000,000.00	0.0M 0.38%	08/24/2023	0.00	0.00	5,000,000.00	5,000,000.00
Subtotal								-14,994,066.67	91,987.91	13,755,000.00	-1,147,078.76
Total								-54,409,505.89	213,293.74	61,059,907.00	6,863,694.85

**Del Mar College
Purchases Report
Sorted by Fund - Fund
June 1, 2021 - August 31, 2021**

Patterson & Associates
901 S. MoPac
Suite 195
Austin, TX 78746
-

CUSIP	Investment #	Fund	Sec. Type	Issuer	Original Par Value	Purchase Date	Payment Periods	Principal Purchased	Accrued Interest at Purchase	Rate at Purchase	Maturity Date	YTM	Ending Book Value
Local Maintenance													
89232DC44	479	LMAIN	ACP	TOYCCI	5,000,000.00	06/10/2021	03/04 - At Maturity	4,994,066.67			03/04/2022	0.163	4,995,911.11
64990FC93	481	LMAIN	MC1	NYDORM	1,000,000.00	06/23/2021	03/15 - Final Pmt.	1,000,000.00		0.167	03/15/2022	0.167	1,000,000.00
678807QR2	485	LMAIN	MC1	OKLACO	3,655,000.00	07/07/2021	07/01 - Final Pmt.	3,705,548.65	609.17	1.000	07/01/2023	0.299	3,701,725.64
				Subtotal	9,655,000.00			9,699,615.32	609.17				9,697,636.75
2018 Tax Bond A													
31422XJC7	484	TAX18A	FAC	FAMCAC	5,000,000.00	06/28/2021	12/28 - 06/28	5,000,000.00		0.550	06/28/2024	0.550	5,000,000.00
3130AN5A4	489	TAX18A	FAC	FHLBC	5,000,000.00	07/26/2021	01/26 - 07/26	5,000,000.00		0.500	07/26/2024	0.500	5,000,000.00
3130ANMN7	490	TAX18A	FAC	FHLBC	4,500,000.00	08/26/2021	02/26 - 08/26	4,499,460.00		0.520	08/26/2024	0.524	4,499,490.00
				Subtotal	14,500,000.00			14,499,460.00	0.00				14,499,490.00
2020 Tax Bond A													
64990FD27	482	TAX20A	MC1	NYDORM	1,500,000.00	06/23/2021	03/15 - 09/15	1,500,000.00		0.267	03/15/2023	0.267	1,500,000.00
678807QS0	486	TAX20A	MC1	OKLACO	3,655,000.00	07/07/2021	07/01 - 01/01	3,714,503.40	609.17	1.000	07/01/2024	0.383	3,711,511.61
3130AMWDO	487	TAX20A	FAC	FHLBC	5,000,000.00	07/12/2021	01/12 - 07/12	5,000,000.00		0.400	07/12/2024	0.400	5,000,000.00
3130AMZC9	488	TAX20A	FAC	FHLBC	5,000,000.00	07/12/2021	01/12 - 07/12	5,000,000.00		0.500	07/12/2024	0.500	5,000,000.00
				Subtotal	15,155,000.00			15,214,503.40	609.17				15,211,511.61
2020 Tax Bond B													
89232DC44	480	TAX20B	ACP	TOYCCI	5,000,000.00	06/10/2021	03/04 - At Maturity	4,994,066.67		0.160	03/04/2022	0.163	4,995,911.11
3130AMT85	483	TAX20B	FAC	FHLBC	10,000,000.00	06/28/2021	12/28 - 06/28	10,000,000.00		0.400	06/28/2024	0.400	10,000,000.00
				Subtotal	15,000,000.00			14,994,066.67	0.00				14,995,911.11
				Total Purchases	54,310,000.00			54,407,645.39	1,218.34				54,404,549.47



**Del Mar College
Maturity Report
Sorted by Maturity Date
Receipts during June 1, 2021 - August 31, 2021**

CUSIP	Investment #	Fund	Sec. Type	Issuer	Par Value	Maturity Date	Purchase Date	Rate at Maturity	Book Value at Maturity	Interest	Maturity Proceeds	Net Income
083763VZ2	423	TAX20A	MC1	BERGEN	3,755,000.00	06/10/2021	07/16/2020	2.000	3,755,000.00	67,798.61	3,822,798.61	67,798.61
083763VZ2	424	TAX20B	MC1	BERGEN	3,755,000.00	06/10/2021	07/16/2020	2.000	3,755,000.00	67,798.61	3,822,798.61	67,798.61
64970KQH3	412	LMAIN	MC1	NYCWSS	4,490,000.00	06/15/2021	04/09/2020		4,490,000.00	0.00	4,490,000.00	0.00
06742VE80	464	LMAIN	ACP	BARCBK	5,000,000.00	07/16/2021	10/20/2020		5,000,000.00	0.00	5,000,000.00	0.00
8923A0V59	465	LMAIN	ACP	TYCRPR	5,000,000.00	08/05/2021	12/18/2020		5,000,000.00	0.00	5,000,000.00	0.00
Total Maturities					22,000,000.00				22,000,000.00	135,597.22	22,135,597.22	135,597.22



**Del Mar College
Sales/Call Report
Sorted by Fund - Fund
June 1, 2021 - August 31, 2021**

Patterson & Associates
901 S. MoPac
Suite 195
Austin, TX 78746
-

CUSIP	Investment #	Fund	Issuer Sec. Type	Purchase Date	Redem. Date Matur. Date	Par Value	Rate at Redem.	Book Value at Redem.	Redemption Principal	Redemption Interest	Total Amount	Net Income
Local Maintenance												
05990CYK4	469	LMAIN	BCIMIA ACP	02/22/2021	07/26/2021 11/19/2021	5,000,000.00		4,995,488.89	4,995,650.00	0.00	4,995,650.00 Sale	161.11
05990CYK4	470	LMAIN	BCIMIA ACP	02/25/2021	07/26/2021 11/19/2021	5,000,000.00	0.270	4,995,650.00	4,995,650.00	0.00	4,995,650.00 Sale	0.00
64966QLA6	449	LMAIN	NEWYRK MC1	09/09/2020	08/16/2021 08/01/2022	4,560,000.00	0.360	4,560,000.00	4,564,332.00	684.00	4,565,016.00 Sale	5,016.00
Subtotal						14,560,000.00		14,551,138.89	14,555,632.00	684.00	14,556,316.00	5,177.11
2018 Tax Bond A												
64966QLA6	451	TAX18A	NEWYRK MC1	09/09/2020	08/16/2021 08/01/2022	4,500,000.00	0.360	4,500,000.00	4,504,275.00	675.00	4,504,950.00 Sale	4,950.00
3136G4R54	443	TAX18A	FNMAC FAC	08/24/2020	08/24/2021 08/24/2023	5,000,000.00	0.375	5,000,000.00	5,000,000.00	9,375.00	5,009,375.00 Call	9,375.00
Subtotal						9,500,000.00		9,500,000.00	9,504,275.00	10,050.00	9,514,325.00	14,325.00
2018 Tax Bond B												
3136G4R54	444	TAX18B	FNMAC FAC	08/24/2020	08/24/2021 08/24/2023	5,000,000.00	0.375	5,000,000.00	5,000,000.00	9,375.00	5,009,375.00 Call	9,375.00
Subtotal						5,000,000.00		5,000,000.00	5,000,000.00	9,375.00	5,009,375.00	9,375.00
2020 Tax Bond B												
3136G4B51	431	TAX20B	FNMAC FAC	07/29/2020	07/27/2021 07/27/2023	5,000,000.00	0.420	5,000,000.00	5,000,000.00	10,500.00	5,010,500.00 Call	10,500.00
3136G4R54	445	TAX20B	FNMAC FAC	08/24/2020	08/24/2021 08/24/2023	5,000,000.00	0.375	5,000,000.00	5,000,000.00	9,375.00	5,009,375.00 Call	9,375.00
Subtotal						10,000,000.00		10,000,000.00	10,000,000.00	19,875.00	10,019,875.00	19,875.00
Total Sales						39,060,000.00		39,051,138.89	39,059,907.00	39,984.00	39,099,891.00	48,752.11

Del Mar College
Interest Earnings
Sorted by Fund - Fund
June 1, 2021 - August 31, 2021
Yield on Average Book Value

CUSIP	Investment #	Fund	Security Type	Ending Par Value	Beginning Book Value	Average Book Value	Maturity Date	Current Rate	Annualized Yield	Adjusted Interest Earnings		
										Interest Earned	Amortization/ Accretion	Adjusted Interest Earnings
Fund: Local Maintenance												
999999997	40	LMAIN	RR4	0.00	8,207.88	7,672.62		0.010	0.006	0.11	0.00	0.11
999999996	42	LMAIN	RR3	28,805,472.04	28,006,848.62	18,170,982.57		0.039	0.048	2,220.69	0.00	2,220.69
999999995	41	LMAIN	RR2	0.00	187,104.01	174,903.70		0.022	0.018	7.77	0.00	7.77
6936021309	209	LMAIN	RRP	14,786.00	0.00	36,927.41				0.00	0.00	0.00
62455AWQ6	474	LMAIN	ACP	1,750,000.00	1,748,322.91	1,749,001.04	09/24/2021		0.304	0.00	1,341.67	1,341.67
21309	298	LMAIN	LA1	2,706,514.19	1,919,150.88	5,826,522.13		0.010	0.010	145.87	0.00	145.87
172719975C	461	LMAIN	RRP	0.00	5,255,596.75	971,142.88	06/18/2021	0.380	0.380	930.25	0.00	930.25
06742VE80	464	LMAIN	ACP	0.00	4,998,125.00	2,445,203.80	07/16/2021		0.304	0.00	1,875.00	1,875.00
05990CYK4	470	LMAIN	ACP	0.00	4,993,587.50	2,985,924.59	11/19/2021	0.270	0.274	0.00	2,062.50	2,062.50
05990CYK4	469	LMAIN	ACP	0.00	4,993,350.00	2,985,805.86	11/19/2021		0.306	0.00	2,138.89	2,138.89
88283LJT4	408	LMAIN	MC1	5,085,000.00	5,148,106.93	5,123,841.63	10/01/2021	5.000	1.257	63,562.50	-47,330.20	16,232.30
64970KQH3	412	LMAIN	MC1	0.00	4,487,686.28	683,097.40	06/15/2021		1.344	0.00	2,313.72	2,313.72
05970RY25	468	LMAIN	ACP	5,000,000.00	4,994,011.11	4,995,819.44	11/02/2021		0.284	0.00	3,577.78	3,577.78
05970RWP6	467	LMAIN	ACP	5,000,000.00	4,995,883.33	4,997,562.50	09/23/2021		0.264	0.00	3,322.23	3,322.23
443728FT2	446	LMAIN	MC1	2,500,000.00	2,504,404.25	2,502,171.09	09/02/2021	1.000	0.300	6,250.00	-4,355.85	1,894.15
64966QLA6	449	LMAIN	MC1	0.00	4,560,000.00	3,766,956.52	08/01/2022	0.360	0.816	3,420.00	0.00	3,420.00
973279UH3	462	LMAIN	MC1	2,000,000.00	2,011,203.90	2,006,859.68	09/30/2021	2.000	0.302	10,000.00	-8,473.54	1,526.46
8923A0V59	465	LMAIN	ACP	0.00	4,997,833.33	3,531,855.07	08/05/2021		0.243	0.00	2,166.67	2,166.67
89232DC44	479	LMAIN	ACP	5,000,000.00	0.00	4,506,358.70	03/04/2022		0.162	0.00	1,844.44	1,844.44
89232DAE4	475	LMAIN	ACP	5,000,000.00	4,992,433.33	4,993,983.33	01/14/2022		0.244	0.00	3,066.67	3,066.67
64990FC93	481	LMAIN	MC1	1,000,000.00	0.00	760,869.57	03/15/2022	0.167	0.164	315.44	0.00	315.44
678807QR2	485	LMAIN	MC1	3,655,000.00	0.00	2,254,348.58	07/01/2023	1.000	0.292	5,482.50	-3,823.01	1,659.49
Subtotal				67,516,772.23	90,801,856.01	75,477,810.11			0.274	92,335.13	-40,273.03	52,062.10
Fund: Plant												
999999996	261	PLANT	RR3	2,263,677.91	3,221,167.50	3,200,502.40		0.039	0.050	402.06	0.00	402.06
64966QLA6	450	PLANT	MC1	4,500,000.00	4,500,000.00	4,500,000.00	08/01/2022	0.360	0.357	4,050.00	0.00	4,050.00
59333NN90	458	PLANT	MC1	5,000,000.00	4,995,662.05	4,997,330.04	04/01/2023	0.375	0.630	4,687.50	3,253.46	7,940.96
Subtotal				11,763,677.91	12,716,829.55	12,697,832.44			0.387	9,139.56	3,253.46	12,393.02

Del Mar College
Interest Earnings
June 1, 2021 - August 31, 2021

CUSIP	Investment #	Fund	Security Type	Ending Par Value	Beginning Book Value	Average Book Value	Maturity Date	Current Rate	Annualized Yield	Adjusted Interest Earnings		
										Interest Earned	Amortization/ Accretion	Adjusted Interest Earnings
Fund: Rev Bond I & S												
999999996	107	RBIS	RR3	315,926.94	299,659.35	300,026.93		0.039	0.050	37.59	0.00	37.59
999999995	50	RBIS	RR2	0.00	16,229.67	15,171.39		0.022	0.018	0.70	0.00	0.70
6913041023	205	RBIS	RRP	239.60	238.85	944.56		0.160	0.160	0.38	0.00	0.38
356731BZ1	463	RBIS	MC1	1,800,000.00	1,800,000.00	1,800,000.00	05/01/2024	0.794	0.788	3,573.00	0.00	3,573.00
Subtotal				2,116,166.54	2,116,127.87	2,116,142.88			0.677	3,611.67	0.00	3,611.67
Fund: Tax Bond I&S												
999999996	49	TAX	RR3	627,471.08	16,625,728.82	13,148,283.19		0.039	0.053	1,742.26	0.00	1,742.26
999999995	48	TAX	RR2	0.00	116,885.01	109,263.36		0.022	0.017	4.75	0.00	4.75
6913041015	208	TAX	RRP	3.57	3.81	1,274.34				0.00	0.00	0.00
683548EQ0	454	TAX	MC1	1,430,000.00	1,430,000.00	1,430,000.00	06/01/2024	0.800	0.793	2,860.00	0.00	2,860.00
59333NQ63	459	TAX	MC1	1,515,000.00	1,558,325.30	1,555,296.38	04/01/2023	2.000	0.425	7,575.00	-5,907.99	1,667.01
Subtotal				3,572,474.65	19,730,942.94	16,244,117.28			0.153	12,182.01	-5,907.99	6,274.02
Fund: 2018 Tax Bond A												
999999996	315	TAX18A	RR3	5,078,871.62	386,019.76	4,545,138.45		0.039	0.054	613.76	0.00	613.76
3130ANMN7	490	TAX18A	FAC	4,500,000.00	0.00	293,444.35	08/26/2024	0.520	0.480	325.00	30.00	355.00
3130AN5A4	489	TAX18A	FAC	5,000,000.00	0.00	2,010,869.57	07/26/2024	0.500	0.480	2,430.56	0.00	2,430.56
31422XJC7	484	TAX18A	FAC	5,000,000.00	0.00	3,532,608.70	06/28/2024	0.550	0.540	4,812.50	0.00	4,812.50
3136G4R54	443	TAX18A	FAC	0.00	5,000,000.00	4,565,217.39	08/24/2023	0.375	0.376	4,322.92	0.00	4,322.92
172819604C	460	TAX18A	RRP	0.00	5,255,596.75	971,142.88	06/18/2021	0.380	0.380	930.25	0.00	930.25
06742XDV6	478	TAX18A	ACP	5,000,000.00	4,992,300.00	4,993,850.00	01/18/2022		0.244	0.00	3,066.67	3,066.67
88283LJT4	409	TAX18A	MC1	4,000,000.00	4,049,641.64	4,030,553.89	10/01/2021	5.000	1.257	50,000.00	-37,231.23	12,768.77
914378KU7	414	TAX18A	MC1	3,700,000.00	3,728,709.07	3,724,293.49	04/01/2022	2.125	1.176	19,656.25	-8,612.72	11,043.53
64966QLA6	451	TAX18A	MC1	0.00	4,500,000.00	3,717,391.30	08/01/2022	0.360	0.816	3,375.00	0.00	3,375.00
298101GX8	476	TAX18A	MC1	3,715,000.00	3,714,569.40	3,714,790.16	09/01/2024	0.500	0.542	4,643.75	430.60	5,074.35
Subtotal				35,993,871.62	31,626,836.62	36,099,300.16			0.536	91,109.99	-42,316.68	48,793.31
Fund: 2018 Tax Bond B												
999999996	316	TAX18B	RR3	2,108,975.18	677,250.30	967,780.84		0.039	0.047	113.46	0.00	113.46
3136G4R54	444	TAX18B	FAC	0.00	5,000,000.00	4,565,217.39	08/24/2023	0.375	0.376	4,322.92	0.00	4,322.92
677524DU1	415	TAX18B	MC1	3,300,000.00	3,304,638.86	3,302,855.17	10/01/2021	1.562	1.130	12,886.50	-3,479.15	9,407.35
Subtotal				5,408,975.18	8,981,889.16	8,835,853.39			0.622	17,322.88	-3,479.15	13,843.73
Fund: 2020 Tax Bond A												
999999996	433	TAX20A	RR3	968,118.06	12,366,112.21	6,985,414.71		0.039	0.057	1,005.85	0.00	1,005.85

Del Mar College
Interest Earnings
June 1, 2021 - August 31, 2021

CUSIP	Investment #	Fund	Security Type	Ending Par Value	Beginning Book Value	Average Book Value	Maturity Date	Current Rate	Annualized Yield	Adjusted Interest Earnings		
										Interest Earned	Amortization/ Accretion	Adjusted Interest Earnings
Fund: 2020 Tax Bond A												
3130AMWDO	487	TAX20A	FAC	5,000,000.00	0.00	2,771,739.13	07/12/2024	0.400	0.390	2,722.22	0.00	2,722.22
3130ALJ70	472	TAX20A	FAC	2,500,000.00	2,500,000.00	2,500,000.00	03/12/2024	0.400	0.397	2,500.00	0.00	2,500.00
3130AMZC9	488	TAX20A	FAC	5,000,000.00	0.00	2,771,739.13	07/12/2024	0.500	0.487	3,402.78	0.00	3,402.78
06742V2M2	466	TAX20A	ACP	5,000,000.00	4,995,012.50	4,996,756.25	10/12/2021		0.274	0.00	3,450.00	3,450.00
083763VZ2	423	TAX20A	MC1	0.00	3,756,476.97	367,401.17	06/10/2021	2.000	0.433	1,877.50	-1,476.97	400.53
494135AM8	439	TAX20A	MC1	200,000.00	200,000.00	200,000.00	08/01/2022	0.501	0.497	250.50	0.00	250.50
447154ED3	473	TAX20A	MC1	1,465,000.00	1,465,000.00	1,465,000.00	02/01/2023	0.393	0.390	1,439.37	0.00	1,439.37
64990FD27	482	TAX20A	MC1	1,500,000.00	0.00	1,141,304.35	03/15/2023	0.267	0.263	756.50	0.00	756.50
678807QS0	486	TAX20A	MC1	3,655,000.00	0.00	2,260,060.81	07/01/2024	1.000	0.437	5,482.50	-2,991.79	2,490.71
Subtotal				25,288,118.06	25,282,601.68	25,459,415.55			0.287	19,437.22	-1,018.76	18,418.46
Fund: 2020 Tax Bond B												
999999996	434	TAX20B	RR3	13,213,669.44	14,894,304.18	10,804,891.49		0.039	0.051	1,392.87	0.00	1,392.87
3130AMT85	483	TAX20B	FAC	10,000,000.00	0.00	7,065,217.39	06/28/2024	0.400	0.393	7,000.00	0.00	7,000.00
3136G4B51	431	TAX20B	FAC	0.00	5,000,000.00	3,043,478.26	07/27/2023	0.420	0.426	3,266.67	0.00	3,266.67
3136G4R54	445	TAX20B	FAC	0.00	5,000,000.00	4,565,217.39	08/24/2023	0.375	0.376	4,322.92	0.00	4,322.92
083763VZ2	424	TAX20B	MC1	0.00	3,756,476.97	367,401.17	06/10/2021	2.000	0.433	1,877.50	-1,476.97	400.53
494135AN6	440	TAX20B	MC1	305,000.00	305,000.00	305,000.00	08/01/2023	0.602	0.597	459.03	0.00	459.03
64966MWH8	453	TAX20B	MC1	1,020,000.00	1,039,058.10	1,035,801.19	03/01/2022	2.850	0.350	7,267.50	-6,352.70	914.80
934021CN4	452	TAX20B	MC1	3,600,000.00	3,901,746.81	3,880,651.37	04/01/2023	5.000	0.394	45,000.00	-41,147.29	3,852.71
683548EP2	455	TAX20B	NCB	1,235,000.00	1,235,000.00	1,235,000.00	06/01/2023	0.550	0.548	1,707.40	0.00	1,707.40
957897MF5	457	TAX20B	MC1	600,000.00	600,000.00	600,000.00	04/01/2023	0.909	0.902	1,363.50	0.00	1,363.50
89232DAE4	477	TAX20B	ACP	5,000,000.00	4,992,433.33	4,993,983.33	01/14/2022	0.240	0.244	0.00	3,066.67	3,066.67
89232DC44	480	TAX20B	ACP	5,000,000.00	0.00	4,506,358.70	03/04/2022	0.160	0.162	0.00	1,844.44	1,844.44
Subtotal				39,973,669.44	40,724,019.39	42,403,000.29			0.277	73,657.39	-44,065.85	29,591.54
Total				191,633,725.63	231,981,103.22	219,333,472.12			0.335	318,795.85	-133,808.00	184,987.85

Del Mar College
Amortization Schedule
June 1, 2021 - August 31, 2021
Sorted By Fund - Fund

Patterson & Associates
901 S. MoPac
Suite 195
Austin, TX 78746
-

Investment #	Maturity Date	Beginning Par Value				Amounts Amortized				
Issuer	Fund	Amort. Date	Current Rate	Purchase Principal	Original Premium or Discount	Ending Book Value	And Unamortized As of 06/01/2021	Amount Amortized This Period	Amt Amortized Through 08/31/2021	Amount Unamortized Through 08/31/2021
Local Maintenance										
467	LMAIN	09/23/2021	5,000,000.00	4,991,441.67	-8,558.33	4,999,205.56	4,441.66	3,322.23	7,763.89	-794.44
	Banco Santander CP						-4,116.67			
468	LMAIN	11/02/2021	5,000,000.00	4,989,500.00	-10,500.00	4,997,588.89	4,511.11	3,577.78	8,088.89	-2,411.11
	Banco Santander CP						-5,988.89			
464	LMAIN	07/16/2021	5,000,000.00	4,988,791.67	-11,208.33	0.00	9,333.33	1,875.00	11,208.33	0.00
	Barclays Bank CP						-1,875.00			
469	LMAIN	11/19/2021	5,000,000.00	4,989,500.00	-10,500.00	0.00	3,850.00	2,138.89	5,988.89	0.00
	Banco Credito Miami CP						-6,650.00			
470	LMAIN	11/19/2021	5,000,000.00	4,989,987.50	-10,012.50	0.00	3,600.00	2,062.50	5,662.50	0.00
	Banco Credito Miami CP		0.270				-6,412.50			
446	LMAIN	09/02/2021	2,500,000.00	2,517,375.00	17,375.00	2,500,048.40	-12,970.75	-4,355.85	-17,326.60	48.40
	Hudson County NJ Impr Auth		1.000				4,404.25			
474	LMAIN	09/24/2021	1,750,000.00	1,747,520.83	-2,479.17	1,749,664.58	802.08	1,341.67	2,143.75	-335.42
	Mountcliff Funding CP						-1,677.09			
412	LMAIN	06/15/2021	4,490,000.00	4,419,596.80	-70,403.20	0.00	68,089.48	2,313.72	70,403.20	0.00
	NYC Water & Sewer System						-2,313.72			
485	LMAIN	07/01/2023	3,655,000.00	3,705,548.65	50,548.65	3,701,725.64	0.00	-3,823.01	-3,823.01	46,725.64
	Oklahoma County OK ISD		1.000				50,548.65			
475	LMAIN	01/14/2022	5,000,000.00	4,991,000.00	-9,000.00	4,995,500.00	1,433.33	3,066.67	4,500.00	-4,500.00
	Toyota Credit Canada Inc CP						-7,566.67			
479	LMAIN	03/04/2022	5,000,000.00	4,994,066.67	-5,933.33	4,995,911.11	0.00	1,844.44	1,844.44	-4,088.89
	Toyota Credit Canada Inc CP						-5,933.33			
408	LMAIN	10/01/2021	5,085,000.00	5,367,929.40	282,929.40	5,100,776.73	-219,822.47	-47,330.20	-267,152.67	15,776.73
	Texas Trans Commission		5.000				63,106.93			
465	LMAIN	08/05/2021	5,000,000.00	4,992,333.33	-7,666.67	0.00	5,500.00	2,166.67	7,666.67	0.00
	Toyota Credit Puerto Rico CP						-2,166.67			
462	LMAIN	09/30/2021	2,000,000.00	2,033,800.00	33,800.00	2,002,730.36	-22,596.10	-8,473.54	-31,069.64	2,730.36
	Town of Windham CT		2.000				11,203.90			
			Subtotal	59,718,391.52	238,391.52	35,043,151.27	-153,828.33	-40,273.03	-194,101.36	53,151.27
							84,563.19			
Plant										
458	PLANT	04/01/2023	5,000,000.00	4,986,950.00	-13,050.00	4,998,915.51	8,712.05	3,253.46	11,965.51	-1,084.49
	Miami-Dade County FL	10/01/2021	0.375				-4,337.95			

Del Mar College
Amortization Schedule
June 1, 2021 - August 31, 2021

Investment #	Maturity Date	Beginning Par Value				Amounts Amortized				
Issuer	Fund	Amort. Date	Current Rate	Purchase Principal	Original Premium or Discount	Ending Book Value	And Unamortized As of 06/01/2021	Amount Amortized This Period	Amt Amortized Through 08/31/2021	Amount Unamortized Through 08/31/2021
Subtotal				4,986,950.00	-13,050.00	4,998,915.51	8,712.05 -4,337.95	3,253.46	11,965.51	-1,084.49
Tax Bond I&S										
459	TAX	04/01/2023	1,515,000.00	1,574,145.60	59,145.60	1,552,417.31	-15,820.30	-5,907.99	-21,728.29	37,417.31
	Miami-Dade County FL		2.000				43,325.30			
Subtotal				1,574,145.60	59,145.60	1,552,417.31	-15,820.30 43,325.30	-5,907.99	-21,728.29	37,417.31
2018 Tax Bond A										
478	TAX18A	01/18/2022	5,000,000.00	4,991,000.00	-9,000.00	4,995,366.67	1,300.00	3,066.67	4,366.67	-4,633.33
	Barclays Bank CP						-7,700.00			
476	TAX18A	09/01/2024	3,715,000.00	3,714,368.45	-631.55	3,715,000.00	200.95	430.60	631.55	0.00
	City of Eudora KS	09/01/2021	0.500				-430.60			
490	TAX18A	08/26/2024	4,500,000.00	4,499,460.00	-540.00	4,499,490.00	0.00	30.00	30.00	-510.00
	FHLB Call Note	11/26/2021	0.520				-540.00			
409	TAX18A	10/01/2021	4,000,000.00	4,222,560.00	222,560.00	4,012,410.41	-172,918.36	-37,231.23	-210,149.59	12,410.41
	Texas Trans Commission		5.000				49,641.64			
414	TAX18A	04/01/2022	3,700,000.00	3,767,562.00	67,562.00	3,720,096.35	-38,852.93	-8,612.72	-47,465.65	20,096.35
	University of Kentucky		2.125				28,709.07			
Subtotal				21,194,950.45	279,950.45	20,942,363.43	-210,270.34 69,680.11	-42,316.68	-252,587.02	27,363.43
2018 Tax Bond B										
415	TAX18B	10/01/2021	3,300,000.00	3,320,295.00	20,295.00	3,301,159.71	-15,656.14	-3,479.15	-19,135.29	1,159.71
	Ohio State Corrections Facs		1.562				4,638.86			
Subtotal				3,320,295.00	20,295.00	3,301,159.71	-15,656.14 4,638.86	-3,479.15	-19,135.29	1,159.71
2020 Tax Bond A										
466	TAX20A	10/12/2021	5,000,000.00	4,989,875.00	-10,125.00	4,998,462.50	5,137.50	3,450.00	8,587.50	-1,537.50
	Barclays Bank CP						-4,987.50			
423	TAX20A	06/10/2021	3,755,000.00	3,808,170.80	53,170.80	0.00	-51,693.83	-1,476.97	-53,170.80	0.00
	Bergen County NJ		2.000				1,476.97			
472	TAX20A	03/12/2024	2,500,000.00	2,499,625.00	-375.00	2,500,000.00	375.00	0.00	375.00	0.00
	FHLB Call Note	04/12/2021	0.400				0.00			
486	TAX20A	07/01/2024	3,655,000.00	3,714,503.40	59,503.40	3,711,511.61	0.00	-2,991.79	-2,991.79	56,511.61
	Oklahoma County OK ISD		1.000				59,503.40			
Subtotal				15,012,174.20	102,174.20	11,209,974.11	-46,181.33 55,992.87	-1,018.76	-47,200.09	54,974.11

Del Mar College
Amortization Schedule
June 1, 2021 - August 31, 2021

Investment #	Maturity Date	Beginning Par Value				Amounts Amortized				
Issuer	Fund	Amort. Date	Current Rate	Purchase Principal	Original Premium or Discount	Ending Book Value	And Unamortized As of 06/01/2021	Amount Amortized This Period	Amt Amortized Through 08/31/2021	Amount Unamortized Through 08/31/2021
2020 Tax Bond B										
424	TAX20B	06/10/2021	3,755,000.00	3,808,170.80	53,170.80	0.00	-51,693.83	-1,476.97	-53,170.80	0.00
	Bergen County NJ		2.000				1,476.97			
453	TAX20B	03/01/2022	1,020,000.00	1,057,128.00	37,128.00	1,032,705.40	-18,069.90	-6,352.70	-24,422.60	12,705.40
	City of New York NY		2.850				19,058.10			
477	TAX20B	01/14/2022	5,000,000.00	4,991,000.00	-9,000.00	4,995,500.00	1,433.33	3,066.67	4,500.00	-4,500.00
	Toyota Credit Canada Inc CP		0.240				-7,566.67			
480	TAX20B	03/04/2022	5,000,000.00	4,994,066.67	-5,933.33	4,995,911.11	0.00	1,844.44	1,844.44	-4,088.89
	Toyota Credit Canada Inc CP		0.160				-5,933.33			
452	TAX20B	04/01/2023	3,600,000.00	4,018,788.00	418,788.00	3,860,599.52	-117,041.19	-41,147.29	-158,188.48	260,599.52
	Ward County ND		5.000				301,746.81			
			Subtotal	18,869,153.47	494,153.47	14,884,716.03	-185,371.59	-44,065.85	-229,437.44	264,716.03
			Total	124,676,060.24	1,181,060.24	91,932,697.37	-618,415.98	-133,808.00	-752,223.98	437,697.37
							562,644.26			



**Del Mar College
Projected Cashflow Report
Sorted by Monthly**

Patterson & Associates
901 S. MoPac
Suite 195
Austin, TX 78746

For the Period September 1, 2021 - March 31, 2022

Projected Trans. Date	Investment #	Fund	Security ID	Transaction Type	Issuer	Par Value	Original Cost	Principal	Interest	Total
September 2021										
09/01/2021	453	TAX20B	64966MWH8	Interest	City of New York NY	0.00	0.00	0.00	14,535.00	14,535.00
09/01/2021	476	TAX18A	298101GX8	Interest	City of Eudora KS	0.00	0.00	0.00	16,304.72	16,304.72
09/01/2021	476	TAX18A	298101GX8	Call	City of Eudora KS	3,715,000.00	3,714,368.45	3,715,000.00	0.00	3,715,000.00
09/02/2021	446	LMAIN	443728FT2	Maturity	Hudson County NJ Impr Auth	2,500,000.00	2,517,375.00	2,500,000.00	24,930.56	2,524,930.56
09/12/2021	472	TAX20A	3130ALJ70	Interest	FHLB Call Note	0.00	0.00	0.00	5,000.00	5,000.00
09/12/2021	472	TAX20A	3130ALJ70	Call	FHLB Call Note	2,500,000.00	2,499,625.00	2,500,000.00	0.00	2,500,000.00
09/23/2021	467	LMAIN	05970RWP6	Maturity	Banco Santander CP	5,000,000.00	4,991,441.67	5,000,000.00	0.00	5,000,000.00
09/24/2021	474	LMAIN	62455AWQ6	Maturity	Mountcliff Funding CP	1,750,000.00	1,747,520.83	1,750,000.00	0.00	1,750,000.00
09/28/2021	484	TAX18A	31422XJC7	Call	FRMAC Call Note	5,000,000.00	5,000,000.00	5,000,000.00	0.00	5,000,000.00
09/30/2021	462	LMAIN	973279UH3	Maturity	Town of Windham CT	2,000,000.00	2,033,800.00	2,000,000.00	39,888.89	2,039,888.89
Total for September 2021						22,465,000.00	22,504,130.95	22,465,000.00	100,659.17	22,565,659.17
October 2021										
10/01/2021	408	LMAIN	88283LJT4	Maturity	Texas Trans Commission Highway	5,085,000.00	5,367,929.40	5,085,000.00	127,125.00	5,212,125.00
10/01/2021	409	TAX18A	88283LJT4	Maturity	Texas Trans Commission Highway	4,000,000.00	4,222,560.00	4,000,000.00	100,000.00	4,100,000.00
10/01/2021	414	TAX18A	914378KU7	Interest	University of Kentucky	0.00	0.00	0.00	39,312.50	39,312.50
10/01/2021	415	TAX18B	677524DU1	Maturity	Ohio State Corrections Facs	3,300,000.00	3,320,295.00	3,300,000.00	25,773.00	3,325,773.00
10/01/2021	452	TAX20B	934021CN4	Interest	Ward County ND	0.00	0.00	0.00	90,000.00	90,000.00
10/01/2021	457	TAX20B	957897MF5	Interest	Western Carolina University NC	0.00	0.00	0.00	2,727.00	2,727.00
10/01/2021	458	PLANT	59333NN90	Interest	Miami-Dade County FL	0.00	0.00	0.00	9,375.00	9,375.00
10/01/2021	458	PLANT	59333NN90	Call	Miami-Dade County FL	5,000,000.00	4,986,950.00	5,000,000.00	0.00	5,000,000.00
10/01/2021	459	TAX	59333NQ63	Interest	Miami-Dade County FL	0.00	0.00	0.00	15,150.00	15,150.00
10/12/2021	466	TAX20A	06742V2M2	Maturity	Barclays Bank CP	5,000,000.00	4,989,875.00	5,000,000.00	0.00	5,000,000.00
Total for October 2021						22,385,000.00	22,887,609.40	22,385,000.00	409,462.50	22,794,462.50
November 2021										
11/01/2021	463	RBIS	356731BZ1	Interest	Village of Freeport NY	0.00	0.00	0.00	7,146.00	7,146.00
11/02/2021	468	LMAIN	05970RY25	Maturity	Banco Santander CP	5,000,000.00	4,989,500.00	5,000,000.00	0.00	5,000,000.00
11/26/2021	490	TAX18A	3130ANMN7	Call	FHLB Call Note	4,500,000.00	4,499,460.00	4,500,000.00	0.00	4,500,000.00
Total for November 2021						9,500,000.00	9,488,960.00	9,500,000.00	7,146.00	9,507,146.00
December 2021										
12/01/2021	454	TAX	683548EQ0	Interest	Opelika AL Utilities	0.00	0.00	0.00	5,720.00	5,720.00

Del Mar College
Projected Cashflow Report
For the Period September 1, 2021 - March 31, 2022

Projected Trans. Date	Investment #	Fund	Security ID	Transaction Type	Issuer	Par Value	Original Cost	Principal	Interest	Total
December 2021										
12/01/2021	455	TAX20B	683548EP2	Interest	Opelika AL Utilities	0.00	0.00	0.00	3,396.25	3,396.25
12/28/2021	483	TAX20B	3130AMT85	Interest	FHLB Call Note	0.00	0.00	0.00	20,000.00	20,000.00
12/28/2021	483	TAX20B	3130AMT85	Call	FHLB Call Note	10,000,000.00	10,000,000.00	10,000,000.00	0.00	10,000,000.00
12/28/2021	484	TAX18A	31422XJC7	Interest	FRMAC Call Note	0.00	0.00	0.00	13,750.00	13,750.00
Total for December 2021						10,000,000.00	10,000,000.00	10,000,000.00	42,866.25	10,042,866.25
January 2022										
01/12/2022	487	TAX20A	3130AMWD0	Interest	FHLB Call Note	0.00	0.00	0.00	10,000.00	10,000.00
01/12/2022	487	TAX20A	3130AMWD0	Call	FHLB Call Note	5,000,000.00	5,000,000.00	5,000,000.00	0.00	5,000,000.00
01/12/2022	488	TAX20A	3130AMZC9	Interest	FHLB Call Note	0.00	0.00	0.00	12,500.00	12,500.00
01/12/2022	488	TAX20A	3130AMZC9	Call	FHLB Call Note	5,000,000.00	5,000,000.00	5,000,000.00	0.00	5,000,000.00
01/14/2022	475	LMAIN	89232DAE4	Maturity	Toyota Credit Canada Inc CP	5,000,000.00	4,991,000.00	5,000,000.00	0.00	5,000,000.00
01/14/2022	477	TAX20B	89232DAE4	Maturity	Toyota Credit Canada Inc CP	5,000,000.00	4,991,000.00	5,000,000.00	0.00	5,000,000.00
01/18/2022	478	TAX18A	06742XDV6	Maturity	Barclays Bank CP	5,000,000.00	4,991,000.00	5,000,000.00	0.00	5,000,000.00
01/26/2022	489	TAX18A	3130AN5A4	Interest	FHLB Call Note	0.00	0.00	0.00	12,500.00	12,500.00
01/26/2022	489	TAX18A	3130AN5A4	Call	FHLB Call Note	5,000,000.00	5,000,000.00	5,000,000.00	0.00	5,000,000.00
Total for January 2022						30,000,000.00	29,973,000.00	30,000,000.00	35,000.00	30,035,000.00
February 2022										
02/01/2022	439	TAX20A	494135AM8	Interest	Killeen TX	0.00	0.00	0.00	501.00	501.00
02/01/2022	440	TAX20B	494135AN6	Interest	Killeen TX	0.00	0.00	0.00	918.05	918.05
02/01/2022	450	PLANT	64966QLA6	Interest	City of New York NY	0.00	0.00	0.00	8,100.00	8,100.00
02/01/2022	473	TAX20A	447154ED3	Interest	Huntsville AL Public Bldg	0.00	0.00	0.00	2,878.73	2,878.73
02/26/2022	490	TAX18A	3130ANMN7	Interest	FHLB Call Note	0.00	0.00	0.00	11,700.00	11,700.00
Total for February 2022						0.00	0.00	0.00	24,097.78	24,097.78
March 2022										
03/01/2022	453	TAX20B	64966MWH8	Maturity	City of New York NY	1,020,000.00	1,057,128.00	1,020,000.00	14,535.00	1,034,535.00
03/01/2022	476	TAX18A	298101GX8	Interest	City of Eudora KS	0.00	0.00	0.00	9,287.50	9,287.50
03/04/2022	479	LMAIN	89232DC44	Maturity	Toyota Credit Canada Inc CP	5,000,000.00	4,994,066.67	5,000,000.00	0.00	5,000,000.00
03/04/2022	480	TAX20B	89232DC44	Maturity	Toyota Credit Canada Inc CP	5,000,000.00	4,994,066.67	5,000,000.00	0.00	5,000,000.00
03/12/2022	472	TAX20A	3130ALJ70	Interest	FHLB Call Note	0.00	0.00	0.00	5,000.00	5,000.00
03/15/2022	481	LMAIN	64990FC93	Maturity	NY State Dorm Authority	1,000,000.00	1,000,000.00	1,000,000.00	1,215.39	1,001,215.39
03/15/2022	482	TAX20A	64990FD27	Interest	NY State Dorm Authority	0.00	0.00	0.00	2,914.75	2,914.75
Total for March 2022						12,020,000.00	12,045,261.34	12,020,000.00	32,952.64	12,052,952.64
GRAND TOTALS:						106,370,000.00	106,898,961.69	106,370,000.00	652,184.34	107,022,184.34

Del Mar College
Texas Compliance Change in Val Report
Sorted by Fund
June 1, 2021 - August 31, 2021

Inv #	Issuer	Fund	Purch Date	Interest Accrual	Beginning Book Value	Purchases/ Additions	Redemptions	Change in Value	Ending Book Value
Cusip	Par Value	YTM	Mat Date	Interest Received	Beginning Market Value				Ending Market Value
Fund: Local Maintenance									
209	WFABC	LMAIN	09/01/2014	0.00	0.00	235,740,693.65	235,725,907.65	14,786.00	14,786.00
6936021309	14,786.00	0.000	/ /	0.00	0.00	235,740,693.65	235,725,907.65	14,786.00	14,786.00
298	WFSTSW	LMAIN	09/01/2020	145.87	1,919,150.88	77,163,439.13	76,375,920.80	787,363.31	2,706,514.19
21309	2,706,514.19	0.010	/ /	155.02	1,919,150.88	77,163,439.13	76,375,920.80	787,363.31	2,706,514.19
40	TXSTAR	LMAIN	09/01/2006	0.11	8,207.88	0.11	8,207.99	-8,207.88	0.00
999999997	0.00	0.000	/ /	0.11	8,207.88	0.11	8,207.99	-8,207.88	0.00
408	TXTRAN	LMAIN	04/03/2020	63,562.50	5,148,106.93	0.00	0.00	-47,330.20	5,100,776.73
88283LJT4	5,085,000.00	1.231	10/01/2021	0.00	5,167,936.35	0.00	0.00	-62,748.90	5,105,187.45
41	TXPOOL	LMAIN	09/01/2006	7.77	187,104.01	7.77	187,111.78	-187,104.01	0.00
999999995	0.00	0.000	/ /	7.77	187,104.01	7.77	187,111.78	-187,104.01	0.00
412	NYCWSS	LMAIN	04/09/2020	0.00	4,487,686.28	0.00	4,490,000.00	-4,487,686.28	0.00
64970KQH3	0.00	0.000	06/15/2021	0.00	4,489,820.40	0.00	4,490,000.00	-4,489,820.40	0.00
42	LOGIC	LMAIN	09/01/2006	2,220.69	28,006,848.62	42,493,623.42	41,695,000.00	798,623.42	28,805,472.04
999999996	28,805,472.04	0.038	/ /	2,220.69	28,006,848.62	42,493,623.42	41,695,000.00	798,623.42	28,805,472.04
446	HUDSON	LMAIN	09/03/2020	6,250.00	2,504,404.25	0.00	0.00	-4,355.85	2,500,048.40
443728FT2	2,500,000.00	0.300	09/02/2021	0.00	2,504,900.00	0.00	0.00	-4,900.00	2,500,000.00
449	NEWYRK	LMAIN	09/09/2020	3,420.00	4,560,000.00	0.00	4,564,332.00	-4,560,000.00	0.00
64966QLA6	0.00	0.000	08/01/2022	8,892.00	4,561,960.80	0.00	4,564,332.00	-4,561,960.80	0.00
461	EWB	LMAIN	09/18/2020	930.25	5,255,596.75	930.25	5,256,527.00	-5,255,596.75	0.00
172719975C	0.00	0.000	06/18/2021	930.25	5,255,596.75	930.25	5,256,527.00	-5,255,596.75	0.00
462	WINDCT	LMAIN	10/01/2020	10,000.00	2,011,203.90	0.00	0.00	-8,473.54	2,002,730.36
973279UH3	2,000,000.00	0.300	09/30/2021	0.00	2,011,680.00	0.00	0.00	-8,740.00	2,002,940.00

Portfolio DMAR

Del Mar College
Texas Compliance Change in Val Report
June 1, 2021 - August 31, 2021

Inv #	Issuer	Fund	Purch Date	Interest Accrual	Beginning Book Value				Ending Book Value
Cusip	Par Value	YTM	Mat Date	Interest Received	Beginning Market Value	Purchases/ Additions	Redemptions	Change in Value	Ending Market Value
464	BARCBK	LMAIN	10/20/2020	0.00	4,998,125.00	0.00	5,000,000.00	-4,998,125.00	0.00
06742VE80	0.00	0.000	07/16/2021	0.00	4,998,125.00	0.00	5,000,000.00	-4,998,125.00	0.00
465	TYCRPR	LMAIN	12/18/2020	0.00	4,997,833.33	0.00	5,000,000.00	-4,997,833.33	0.00
8923A0V59	0.00	0.000	08/05/2021	0.00	4,997,833.33	0.00	5,000,000.00	-4,997,833.33	0.00
467	BANSAN	LMAIN	01/29/2021	0.00	4,995,883.33	0.00	0.00	3,322.23	4,999,205.56
05970RWP6	5,000,000.00	0.262	09/23/2021	0.00	4,995,883.33	0.00	0.00	3,322.23	4,999,205.56
468	BANSAN	LMAIN	02/05/2021	0.00	4,994,011.11	0.00	0.00	3,577.78	4,997,588.89
05970RY25	5,000,000.00	0.283	11/02/2021	0.00	4,994,011.11	0.00	0.00	3,577.78	4,997,588.89
469	BCIMIA	LMAIN	02/22/2021	0.00	4,993,350.00	0.00	4,995,650.00	-4,993,350.00	0.00
05990CYK4	0.00	0.000	11/19/2021	0.00	4,993,350.00	0.00	4,995,650.00	-4,993,350.00	0.00
470	BCIMIA	LMAIN	02/25/2021	0.00	4,993,587.50	0.00	4,995,650.00	-4,993,587.50	0.00
05990CYK4	0.00	0.000	11/19/2021	0.00	4,993,587.50	0.00	4,995,650.00	-4,993,587.50	0.00
474	MOUNT	LMAIN	04/07/2021	0.00	1,748,322.91	0.00	0.00	1,341.67	1,749,664.58
62455AWQ6	1,750,000.00	0.300	09/24/2021	0.00	1,748,322.91	0.00	0.00	1,341.67	1,749,664.58
475	TOYCCI	LMAIN	04/19/2021	0.00	4,992,433.33	0.00	0.00	3,066.67	4,995,500.00
89232DAE4	5,000,000.00	0.243	01/14/2022	0.00	4,992,433.33	0.00	0.00	3,066.67	4,995,500.00
479	TOYCCI	LMAIN	06/10/2021	0.00	0.00	4,994,066.67	0.00	4,995,911.11	4,995,911.11
89232DC44	5,000,000.00	0.162	03/04/2022	0.00	0.00	4,994,066.67	0.00	4,995,911.11	4,995,911.11
481	NYDORM	LMAIN	06/23/2021	315.44	0.00	1,000,000.00	0.00	1,000,000.00	1,000,000.00
64990FC93	1,000,000.00	0.167	03/15/2022	0.00	0.00	1,000,000.00	0.00	998,970.00	998,970.00
485	OKLACO	LMAIN	07/07/2021	5,482.50	0.00	3,705,548.65	0.00	3,701,725.64	3,701,725.64
678807QR2	3,655,000.00	0.298	07/01/2023	0.00	0.00	3,705,548.65	0.00	3,710,629.10	3,710,629.10
Sub Totals For: Fund: Local Maintenance				92,335.13	90,801,856.01	365,098,309.65	388,294,307.22	-23,231,932.51	67,569,923.50
				12,205.84	90,826,752.20	365,098,309.65	388,294,307.22	-23,244,383.28	67,582,368.92

Fund: Plant

Del Mar College
Texas Compliance Change in Val Report
June 1, 2021 - August 31, 2021

Inv #	Issuer	Fund	Purch Date	Interest Accrual	Beginning Book Value	Purchases/ Additions	Redemptions	Change in Value	Ending Book Value
Cusip	Par Value	YTM	Mat Date	Interest Received	Beginning Market Value				Ending Market Value
261	LOGIC	PLANT	01/27/2017	402.06	3,221,167.50	402.06	957,891.65	-957,489.59	2,263,677.91
999999996	2,263,677.91	0.038	/ /	402.06	3,221,167.50	402.06	957,891.65	-957,489.59	2,263,677.91
450	NEWYRK	PLANT	09/09/2020	4,050.00	4,500,000.00	0.00	0.00	0.00	4,500,000.00
64966QLA6	4,500,000.00	0.360	08/01/2022	8,100.00	4,501,935.00	0.00	0.00	4,635.00	4,506,570.00
458	MIAMI	PLANT	09/30/2020	4,687.50	4,995,662.05	0.00	0.00	3,253.46	4,998,915.51
59333NN90	5,000,000.00	0.480	04/01/2023	0.00	5,002,050.00	0.00	0.00	-16,150.00	4,985,900.00
Sub Totals For: Fund: Plant				9,139.56	12,716,829.55	402.06	957,891.65	-954,236.13	11,762,593.42
				8,502.06	12,725,152.50	402.06	957,891.65	-969,004.59	11,756,147.91
Fund: Rev Bond I & S									
107	LOGIC	RBIS	08/27/2009	37.59	299,659.35	16,267.59	0.00	16,267.59	315,926.94
999999996	315,926.94	0.038	/ /	37.59	299,659.35	16,267.59	0.00	16,267.59	315,926.94
205	WFBC+	RBIS	08/01/2014	0.38	238.85	16,230.75	16,230.00	0.75	239.60
6913041023	239.60	0.160	/ /	0.38	238.85	16,230.75	16,230.00	0.75	239.60
463	FREENY	RBIS	10/07/2020	3,573.00	1,800,000.00	0.00	0.00	0.00	1,800,000.00
356731BZ1	1,800,000.00	0.794	05/01/2024	0.00	1,814,058.00	0.00	0.00	-3,564.00	1,810,494.00
50	TXPOOL	RBIS	09/01/2006	0.70	16,229.67	0.70	16,230.37	-16,229.67	0.00
999999995	0.00	0.000	/ /	0.70	16,229.67	0.70	16,230.37	-16,229.67	0.00
Sub Totals For: Fund: Rev Bond I & S				3,611.67	2,116,127.87	32,499.04	32,460.37	38.67	2,116,166.54
				38.67	2,130,185.87	32,499.04	32,460.37	-3,525.33	2,126,660.54
Fund: Tax Bond I&S									
208	WFABC	TAX	09/01/2014	0.00	3.81	116,889.76	116,890.00	-0.24	3.57
6913041015	3.57	0.000	/ /	0.00	3.81	116,889.76	116,890.00	-0.24	3.57
454	OPELAL	TAX	09/16/2020	2,860.00	1,430,000.00	0.00	0.00	0.00	1,430,000.00
683548EQ0	1,430,000.00	0.800	06/01/2024	5,720.00	1,431,716.00	0.00	0.00	-2,145.00	1,429,571.00
459	MIAMI	TAX	09/30/2020	7,575.00	1,558,325.30	0.00	0.00	-5,907.99	1,552,417.31
59333NQ63	1,515,000.00	0.430	04/01/2023	0.00	1,559,995.50	0.00	0.00	-10,589.85	1,549,405.65

Del Mar College
Texas Compliance Change in Val Report
June 1, 2021 - August 31, 2021

Inv #	Issuer	Fund	Purch Date	Interest Accrual	Beginning Book Value	Purchases/ Additions	Redemptions	Change in Value	Ending Book Value
Cusip	Par Value	YTM	Mat Date	Interest Received	Beginning Market Value				Ending Market Value
48	TXPOOL	TAX	09/01/2006	4.75	116,885.01	4.75	116,889.76	-116,885.01	0.00
999999995	0.00	0.000	/ /	4.75	116,885.01	4.75	116,889.76	-116,885.01	0.00
49	LOGIC	TAX	09/01/2006	1,742.26	16,625,728.82	1,742.26	16,000,000.00	-15,998,257.74	627,471.08
999999996	627,471.08	0.038	/ /	1,742.26	16,625,728.82	1,742.26	16,000,000.00	-15,998,257.74	627,471.08
Sub Totals For: Fund: Tax Bond I&S				12,182.01	19,730,942.94	118,636.77	16,233,779.76	-16,121,050.98	3,609,891.96
				7,467.01	19,734,329.14	118,636.77	16,233,779.76	-16,127,877.84	3,606,451.30
Fund: Series 2016 Tax Bond									
252	LOGIC	TAX16	10/03/2016	0.00	0.00	0.00	0.00	0.00	0.00
999999996	0.00	0.000	/ /	0.00	0.00	0.00	0.00	0.00	0.00
Sub Totals For: Fund: Series 2016 Tax Bond				0.00	0.00	0.00	0.00	0.00	0.00
				0.00	0.00	0.00	0.00	0.00	0.00
Fund: Series 2017 Tax Bond									
279	LOGIC	TAX17	07/05/2017	0.00	0.00	0.00	0.00	0.00	0.00
999999996	0.00	0.000	/ /	0.00	0.00	0.00	0.00	0.00	0.00
Sub Totals For: Fund: Series 2017 Tax Bond				0.00	0.00	0.00	0.00	0.00	0.00
				0.00	0.00	0.00	0.00	0.00	0.00
Fund: 2018 Tax Bond A									
315	LOGIC	TAX18A	08/10/2018	613.76	386,019.76	16,519,988.76	11,827,136.90	4,692,851.86	5,078,871.62
999999996	5,078,871.62	0.038	/ /	613.76	386,019.76	16,519,988.76	11,827,136.90	4,692,851.86	5,078,871.62
409	TXTRAN	TAX18A	04/03/2020	50,000.00	4,049,641.64	0.00	0.00	-37,231.23	4,012,410.41
88283LJT4	4,000,000.00	1.231	10/01/2021	0.00	4,065,240.00	0.00	0.00	-49,360.00	4,015,880.00
414	UNIVKY	TAX18A	04/15/2020	19,656.25	3,728,709.07	0.00	0.00	-8,612.72	3,720,096.35
914378KU7	3,700,000.00	1.180	04/01/2022	0.00	3,752,022.00	0.00	0.00	-16,169.00	3,735,853.00
443	FNMAC	TAX18A	08/24/2020	4,322.92	5,000,000.00	0.00	5,000,000.00	-5,000,000.00	0.00
3136G4R54	0.00	0.000	08/24/2023	9,375.00	5,001,634.15	0.00	5,000,000.00	-5,001,634.15	0.00

Del Mar College
Texas Compliance Change in Val Report
June 1, 2021 - August 31, 2021

Inv #	Issuer	Fund	Purch Date	Interest Accrual	Beginning Book Value	Purchases/ Additions	Redemptions	Change in Value	Ending Book Value
Cusip	Par Value	YTM	Mat Date	Interest Received	Beginning Market Value				Ending Market Value
451	NEWYRK	TAX18A	09/09/2020	3,375.00	4,500,000.00	0.00	4,504,275.00	-4,500,000.00	0.00
64966QLA6	0.00	0.000	08/01/2022	8,775.00	4,501,935.00	0.00	4,504,275.00	-4,501,935.00	0.00
460	EWB	TAX18A	09/18/2020	930.25	5,255,596.75	930.25	5,256,527.00	-5,255,596.75	0.00
172819604C	0.00	0.000	06/18/2021	930.25	5,255,596.75	930.25	5,256,527.00	-5,255,596.75	0.00
476	EUDORA	TAX18A	04/19/2021	4,643.75	3,714,569.40	0.00	0.00	430.60	3,715,000.00
298101GX8	3,715,000.00	0.504	09/01/2024	0.00	3,715,371.50	0.00	0.00	-1,894.65	3,713,476.85
478	BARCBK	TAX18A	04/23/2021	0.00	4,992,300.00	0.00	0.00	3,066.67	4,995,366.67
06742XDV6	5,000,000.00	0.243	01/18/2022	0.00	4,992,300.00	0.00	0.00	3,066.67	4,995,366.67
484	FAMCAC	TAX18A	06/28/2021	4,812.50	0.00	5,000,000.00	0.00	5,000,000.00	5,000,000.00
31422XJC7	5,000,000.00	0.550	06/28/2024	0.00	0.00	5,000,000.00	0.00	5,001,096.10	5,001,096.10
489	FHLBC	TAX18A	07/26/2021	2,430.56	0.00	5,000,000.00	0.00	5,000,000.00	5,000,000.00
3130AN5A4	5,000,000.00	0.500	07/26/2024	0.00	0.00	5,000,000.00	0.00	5,006,468.95	5,006,468.95
490	FHLBC	TAX18A	08/26/2021	325.00	0.00	4,499,460.00	0.00	4,499,490.00	4,499,490.00
3130ANMN7	4,500,000.00	0.524	08/26/2024	0.00	0.00	4,499,460.00	0.00	4,501,425.60	4,501,425.60
Sub Totals For: Fund: 2018 Tax Bond A				91,109.99	31,626,836.62	31,020,379.01	26,587,938.90	4,394,398.43	36,021,235.05
				19,694.01	31,670,119.16	31,020,379.01	26,587,938.90	4,378,319.63	36,048,438.79
Fund: 2018 Tax Bond B									
316	LOGIC	TAX18B	08/10/2018	113.46	677,250.30	5,009,488.46	3,577,763.58	1,431,724.88	2,108,975.18
999999996	2,108,975.18	0.038	/ /	113.46	677,250.30	5,009,488.46	3,577,763.58	1,431,724.88	2,108,975.18
415	OHIOST	TAX18B	04/16/2020	12,886.50	3,304,638.86	0.00	0.00	-3,479.15	3,301,159.71
677524DU1	3,300,000.00	1.135	10/01/2021	0.00	3,315,279.00	0.00	0.00	-11,451.00	3,303,828.00
444	FNMAC	TAX18B	08/24/2020	4,322.92	5,000,000.00	0.00	5,000,000.00	-5,000,000.00	0.00
3136G4R54	0.00	0.000	08/24/2023	9,375.00	5,001,634.15	0.00	5,000,000.00	-5,001,634.15	0.00
Sub Totals For: Fund: 2018 Tax Bond B				17,322.88	8,981,889.16	5,009,488.46	8,577,763.58	-3,571,754.27	5,410,134.89
				9,488.46	8,994,163.45	5,009,488.46	8,577,763.58	-3,581,360.27	5,412,803.18
Fund: 2020 Tax Bond A									

Del Mar College
Texas Compliance Change in Val Report
June 1, 2021 - August 31, 2021

Inv #	Issuer	Fund	Purch Date	Interest Accrual	Beginning Book Value	Purchases/ Additions	Redemptions	Change in Value	Ending Book Value
Cusip	Par Value	YTM	Mat Date	Interest Received	Beginning Market Value				Ending Market Value
423	BERGEN	TAX20A	07/16/2020	1,877.50	3,756,476.97	0.00	3,755,000.00	-3,756,476.97	0.00
083763VZ2	0.00	0.000	06/10/2021	67,590.00	3,756,502.00	0.00	3,755,000.00	-3,756,502.00	0.00
433	LOGIC	TAX20A	06/30/2020	1,005.85	12,366,112.21	5,001,005.85	16,399,000.00	-11,397,994.15	968,118.06
999999996	968,118.06	0.038	/ /	1,005.85	12,366,112.21	5,001,005.85	16,399,000.00	-11,397,994.15	968,118.06
439	KILNTX	TAX20A	08/18/2020	250.50	200,000.00	0.00	0.00	0.00	200,000.00
494135AM8	200,000.00	0.501	08/01/2022	501.00	200,506.00	0.00	0.00	-66.00	200,440.00
466	BARCBK	TAX20A	01/15/2021	0.00	4,995,012.50	0.00	0.00	3,450.00	4,998,462.50
06742V2M2	5,000,000.00	0.273	10/12/2021	0.00	4,995,012.50	0.00	0.00	3,450.00	4,998,462.50
472	FHLBC	TAX20A	03/12/2021	2,500.00	2,500,000.00	0.00	0.00	0.00	2,500,000.00
3130ALJ70	2,500,000.00	0.405	03/12/2024	0.00	2,500,032.03	0.00	0.00	211.60	2,500,243.63
473	HUNTAL	TAX20A	03/18/2021	1,439.37	1,465,000.00	0.00	0.00	0.00	1,465,000.00
447154ED3	1,465,000.00	0.393	02/01/2023	2,127.06	1,470,464.45	0.00	0.00	-908.30	1,469,556.15
482	NYDORM	TAX20A	06/23/2021	756.50	0.00	1,500,000.00	0.00	1,500,000.00	1,500,000.00
64990FD27	1,500,000.00	0.266	03/15/2023	0.00	0.00	1,500,000.00	0.00	1,495,845.00	1,495,845.00
486	OKLACO	TAX20A	07/07/2021	5,482.50	0.00	3,714,503.40	0.00	3,711,511.61	3,711,511.61
678807QS0	3,655,000.00	0.383	07/01/2024	0.00	0.00	3,714,503.40	0.00	3,721,594.10	3,721,594.10
487	FHLBC	TAX20A	07/12/2021	2,722.22	0.00	5,000,000.00	0.00	5,000,000.00	5,000,000.00
3130AMWD0	5,000,000.00	0.400	07/12/2024	0.00	0.00	5,000,000.00	0.00	4,996,121.20	4,996,121.20
488	FHLBC	TAX20A	07/12/2021	3,402.78	0.00	5,000,000.00	0.00	5,000,000.00	5,000,000.00
3130AMZC9	5,000,000.00	0.500	07/12/2024	0.00	0.00	5,000,000.00	0.00	5,002,471.85	5,002,471.85
Sub Totals For: Fund: 2020 Tax Bond A				19,437.22	25,282,601.68	20,215,509.25	20,154,000.00	60,490.49	25,343,092.17
				71,223.91	25,288,629.19	20,215,509.25	20,154,000.00	64,223.30	25,352,852.49
Fund: 2020 Tax Bond B									
424	BERGEN	TAX20B	07/16/2020	1,877.50	3,756,476.97	0.00	3,755,000.00	-3,756,476.97	0.00
083763VZ2	0.00	0.000	06/10/2021	67,590.00	3,756,502.00	0.00	3,755,000.00	-3,756,502.00	0.00

Del Mar College
Texas Compliance Change in Val Report
June 1, 2021 - August 31, 2021

Inv #	Issuer	Fund	Purch Date	Interest Accrual	Beginning Book Value				Ending Book Value
Cusip	Par Value	YTM	Mat Date	Interest Received	Beginning Market Value	Purchases/ Additions	Redemptions	Change in Value	Ending Market Value
431	FNMAC	TAX20B	07/29/2020	3,266.67	5,000,000.00	0.00	5,000,000.00	-5,000,000.00	0.00
3136G4B51	0.00	0.000	07/27/2023	10,500.00	5,001,975.35	0.00	5,000,000.00	-5,001,975.35	0.00
434	LOGIC	TAX20B	06/30/2020	1,392.87	14,894,304.18	21,010,767.87	22,691,402.61	-1,680,634.74	13,213,669.44
999999996	13,213,669.44	0.038	/ /	1,392.87	14,894,304.18	21,010,767.87	22,691,402.61	-1,680,634.74	13,213,669.44
440	KILNTX	TAX20B	08/18/2020	459.03	305,000.00	0.00	0.00	0.00	305,000.00
494135AN6	305,000.00	0.602	08/01/2023	918.05	305,887.55	0.00	0.00	109.80	305,997.35
445	FNMAC	TAX20B	08/24/2020	4,322.92	5,000,000.00	0.00	5,000,000.00	-5,000,000.00	0.00
3136G4R54	0.00	0.000	08/24/2023	9,375.00	5,001,634.15	0.00	5,000,000.00	-5,001,634.15	0.00
452	WARDCO	TAX20B	09/15/2020	45,000.00	3,901,746.81	0.00	0.00	-41,147.29	3,860,599.52
934021CN4	3,600,000.00	0.400	04/01/2023	0.00	3,904,632.00	0.00	0.00	-40,320.00	3,864,312.00
453	NEWYRK	TAX20B	09/15/2020	7,267.50	1,039,058.10	0.00	0.00	-6,352.70	1,032,705.40
64966MWH8	1,020,000.00	0.350	03/01/2022	0.00	1,039,359.60	0.00	0.00	-5,875.20	1,033,484.40
455	OPELAL	TAX20B	09/16/2020	1,707.40	1,235,000.00	0.00	0.00	0.00	1,235,000.00
683548EP2	1,235,000.00	0.550	06/01/2023	3,396.25	1,237,618.20	0.00	0.00	-494.00	1,237,124.20
457	WESTCA	TAX20B	09/30/2020	1,363.50	600,000.00	0.00	0.00	0.00	600,000.00
957897MF5	600,000.00	0.908	04/01/2023	0.00	602,052.00	0.00	0.00	-318.00	601,734.00
477	TOYCCI	TAX20B	04/19/2021	0.00	4,992,433.33	0.00	0.00	3,066.67	4,995,500.00
89232DAE4	5,000,000.00	0.243	01/14/2022	0.00	4,992,433.33	0.00	0.00	3,066.67	4,995,500.00
480	TOYCCI	TAX20B	06/10/2021	0.00	0.00	4,994,066.67	0.00	4,995,911.11	4,995,911.11
89232DC44	5,000,000.00	0.162	03/04/2022	0.00	0.00	4,994,066.67	0.00	4,995,911.11	4,995,911.11
483	FHLBC	TAX20B	06/28/2021	7,000.00	0.00	10,000,000.00	0.00	10,000,000.00	10,000,000.00
3130AMT85	10,000,000.00	0.400	06/28/2024	0.00	0.00	10,000,000.00	0.00	9,994,226.50	9,994,226.50
Sub Totals For: Fund: 2020 Tax Bond B				73,657.39	40,724,019.39	36,004,834.54	36,446,402.61	-485,633.92	40,238,385.47
				93,172.17	40,736,398.36	36,004,834.54	36,446,402.61	-494,439.36	40,241,959.00

Fund: TPEG Loan

Del Mar College
Texas Compliance Change in Val Report
June 1, 2021 - August 31, 2021

Inv #	Issuer	Fund	Purch Date	Interest Accrual	Beginning Book Value	Purchases/ Additions	Redemptions	Change in Value	Ending Book Value
Cusip	Par Value	YTM	Mat Date	Interest Received	Beginning Market Value				Ending Market Value
54	TXPOOL	TPEG	09/01/2006	0.00	0.00	0.00	0.00	0.00	0.00
999999995	0.00	0.000	/ /	0.00	0.00	0.00	0.00	0.00	0.00
55	LOGIC	TPEG	09/01/2006	0.00	0.00	0.00	0.00	0.00	0.00
999999996	0.00	0.000	/ /	0.00	0.00	0.00	0.00	0.00	0.00
Sub Totals For: Fund: TPEG Loan				0.00	0.00	0.00	0.00	0.00	0.00
				0.00	0.00	0.00	0.00	0.00	0.00
Report Grand Totals:				318,795.85	231,981,103.22	457,500,058.78	497,284,544.09	-39,909,680.22	192,071,423.00
				221,792.13	232,105,729.87	457,500,058.78	497,284,544.09	-39,978,047.74	192,127,682.13

**Del Mar College
Annual Investment Report (Including Deposits)**

**August 31, 2021
Market Value**

Investment or Deposit Type

Publicly Traded Equity and Similar Investments

Common Stock (U.S. and foreign stocks held in separately managed accounts or internally managed by institution investment staff; exclude mutual or commingled funds)

Equity/Stock Mutual Funds

Balanced Mutual Funds (where target allocation is > 80% equities)

"Commonfund" Equity Commingled Funds

Other Equity Commingled Funds

Preferred Stock

Other - list by type

Total Publicly Traded Equity and Similar Investments

0.00

"Other" Investments - Other than Publicly Traded Equity and Debt Investments

Real Estate (include direct ownership & investments in real estate limited partnerships, private REITs or similar vehicles; include a portfolio of publicly traded REITs if managed as a separate asset allocation category rather than comprising part of a broadly diversified stock portfolio)

Other Real Asset Investments (e.g. investments in

Private Equity

Hedge Funds

"Commonfund" Alternative Asset Commingled Funds (Real Estate, Private Equity, Hedge Funds,

Commodities, etc.)

Annuities

Commodities

Collectibles

Other - list by type

Total "Other" Investments - Other than Publicly Traded Equity and Debt Investments

0.00

Publicly Traded Debt & Similar Investments > 1 year maturity

U.S. Government Securities ("Treasuries")

U.S. Government Agency Securities ("Agencies")

Mortgage Pass Throughs - "Agency"

Mortgage Pass Throughs - "Private Label"

Asset Backed Securities (ABS) (other than mortgage-b

Sovereign Debt (non-U.S.)

Municipal Obligations

57,298,792.25

Collateralized Mortgage Obligations (CMOs) - list below by category

Interest Only Strips (IOs)

Principal Only Strips (POs)

Inverse Floaters

Stated Final Maturity longer than 10 years

Other CMOs - "Agency"

Other CMOs - "Private Label"

Corporate Obligations (U.S. or foreign companies) - list below by rating

Highly Rated (AAA/AA or equivalent)

Other Investment Grade (A/BBB or equivalent)

High Yield Bonds (<BBB or equivalent)

Not Rated

Fixed Income/Bond Mutual Funds (longer term; registered with the SEC)

Balanced Mutual Funds (where target allocation is > 50% bonds or other debt securities)

"Commonfund" Fixed Income/Bond Commingled Funds

Other Fixed Income/Bond Commingled Funds (primarily invested in publicly traded debt securities; not registered with the SEC)

GICs (Guaranteed Investment Contracts)

Other - list by type**Total Publicly Traded Debt & Similar Investments > 1 year****57,298,792.25****Short-Term Investments and Deposits**

U.S. Government Securities ("Treasuries")

U.S. Government Agency Securities ("Agencies")

37,002,053.83

Bankers' Acceptances

Commercial Paper - A1/P1 (or equivalent)

41,723,110.42

Other Commercial Paper - lower rated

Repurchase Agreements (Repos)

Money Market Mutual Funds (registered with the SEC)

Short-Term Mutual Funds Other than Money Market Mutual Fund (registered with the SEC)

Public Funds investment Pool Created to Function as a MM Mutual Fund (not registered w/SEC but "2a7-like")

TexPool (and TexPool Prime)

0.00

Other Public Funds Investment Pools Functioning as Money Market Mutual Funds

53,382,182.27

Other Investment Pools - Short-Term (not created to function as a money market mutual fund)

Certificates of Deposit (CD) - Non-negotiable

0.00

Certificates of Deposit (CD) - Negotiable

Bank Deposits

2,721,543.36

Cash Held at State Treasury

Securities Lending Collateral Reinvestments (direct investments or share of pooled collateral)

Other - list by type**Total Short-Term Investments & Deposits****134,828,889.88****TOTAL INVESTMENTS and DEPOSITS****192,127,682.13****Investment Disclosures:**

Del Mar College utilizes an outside investment advisor, Patterson & Associates, located at Barton Oaks Plaza II, 901 South MoPac, Suite 195 in Austin, Texas. The investment advisory service is on a non-discretionary basis, meaning the investment advisor obtains *prior* approval for all investment transactions from Del Mar College.

Del Mar College does not use soft dollars, directed brokerage or directed commission, commission recapture or similar arrangements.

The Summary of Investments above for Del Mar College are not associated with an independent

endowment or foundation.

Explanations of Applicable Asset Classes

Other Money Market Funds and Pools	Money funds and pools with a constant \$1.00 per share net asset value objective.
Short-Term Investments	Includes all debt investments with a maturity (as of purchase date) of less than one year and all cash and bank deposits.
TexPool Investments	Investments in TexPool. Includes other Texas pool investments with other money market funds.
U.S. Government Agency Securities	Securities issued by U.S. Government-sponsored agencies or corporations such as FNMA, FHLMC, or FHLB that do not have full faith and credit guarantees from the U.S.
U.S. Government	Includes Treasuries and any other investment with an affirmative full faith and credit guarantees from the U.S. Government.

Disclosure



Meeder Public Funds, Inc., dba Patterson & Associates is a registered investment adviser with the Securities and Exchange Commission (SEC) under the Investment Advisers Act of 1940. Registration with the SEC does not imply a certain level of skill or training. The opinions expressed in this presentation are those of Meeder Public Funds, Inc. The material presented has been derived from sources considered to be reliable, but the accuracy and completeness cannot be guaranteed.

Meeder provides monthly statements for its investment management clients to provide information about the investment portfolio. The information should not be used for audit or confirmation purposes. Please review your custodial statements and report any inaccuracies or discrepancies.

Certain information and data have been supplied by unaffiliated third parties. Although Meeder believes the information is reliable, it cannot warrant the accuracy of information offered by third parties. Market value may reflect prices received from pricing vendors when current market quotations are not available. Prices may not reflect firm bids or offers and may differ from the value at which the security can be sold.

Statements may include positions from unmanaged accounts provided for reporting purposes. Unmanaged accounts are managed directly by the client and are not included in the accounts managed by the investment adviser. This information is provided as a client convenience and the investment adviser assumes no responsibility for performance of these accounts or the accuracy of the data reported.

Investing involves risk. Past performance is no guarantee of future results. Debt and fixed income securities are subject to credit and interest rate risk. The investment return and principal value of an investment will fluctuate so that an investors shares, when redeemed, may be worth more or less than their original cost. Current performance may be lower or higher than the performance data quoted.

Meeder Investment Management is the global brand for the Meeder group of affiliated companies. Investment advisory services are provided through Meeder Public Funds, Inc, dba Patterson & Associates. Please contact us if you would like to receive a copy of our current ADV disclosure brochure or privacy policy.

Patterson & Associates
Barton Oaks Plaza
Building II
901 S. MoPac, Suite 195
Austin, TX 78746
800.817.2442