
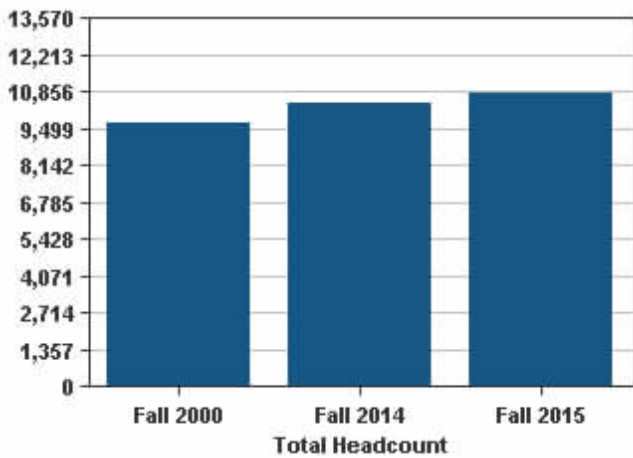


Del Mar College
Accountability Report
January 2016

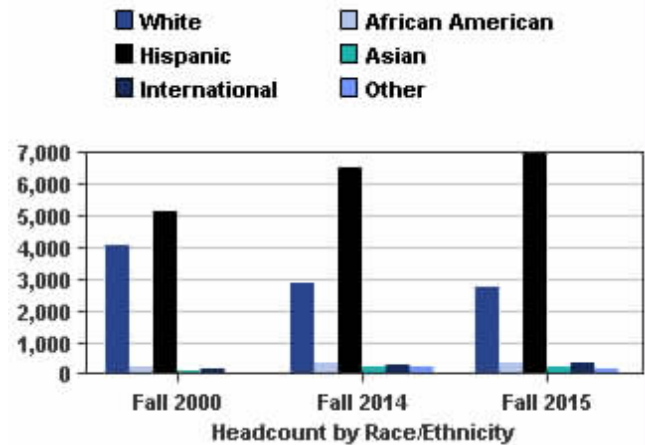
Participation - Key Measures

Enrollment

1. Fall Headcount (Unduplicated) 									
	Fall 2000		Fall 2014		Fall 2015		% Change Fall 2000 to 2015	Institutional Closing the Gaps Target-Fall 2015	Closing the Gaps Completion
Total (does not include flex entry)	9,683		10,439		10,852		12.1%	11,531	94.1 %
White	4,082	(42.2%)	2,850	(27.3%)	2,769	(25.5%)	- 32.2%	3,519	78.7%
African American	194	(2.0%)	350	(3.4%)	356	(3.3%)	83.5%	331	107.6%
Hispanic	5,125	(52.9%)	6,511	(62.4%)	6,950	(64.0%)	35.6%	6,856	101.4%
Asian	122	(1.3%)	209	(2.0%)	216	(2.0%)	77.0%		
International	150	(1.5%)	313	(3.0%)	377	(3.5%)	151.3%		
Other	10	(0.1%)	206	(2.0%)	184	(1.7%)	1740.0%		
Gender									
Male	4,007	(41.4%)	4,585	(43.4%)	4,745	(43.7%)	18.4%		
Female	5,676	(58.6%)	5,854	(56.6%)	6,107	(56.3%)	7.6%		
Flex Entry	327		73		110		- 66.4%		




Source: Coordinating Board Management (CBM) Report 001



Source: Coordinating Board Management (CBM) Report 001

In November 2014, the voters approved a bond issue of \$157 million for the Capital Improvement Plan which will provide academic core courses, workforce technology laboratories, developmental education, early college, dual credit, student support, and library services at each campus. A major accomplishment for the year was celebrated in May 2015 with the graduation of 678 students who received certificates and associate degrees of which 96 also earned their high school diplomas and graduated from the Collegiate High School. This further exemplified the positive relationship between College and the school districts in its service area. Implementation of the Strategic Plan 2014-2019: Reach Forward. Deliver Excellence began during the 2014-2015 academic year and numerous strategies were addressed in support of the seven goals. Student learning success became Goal Number One and was supported by the two-year persistence rate of First-Time In College students being reported higher than the state average for the College peer group as well as a higher percent of DMC students were employed and/or enrolled in a four-year institution the following fall. The College was designated for the fourth year as Military Friendly by G.I. Jobs Magazine. The Workforce and Corporate Services staff received Texas Workforce Commission grants and revenues of over \$3.9 million. These grants were to provide a skilled workforce for Industrial growth within the region. As a Hispanic Serving Institution (HSI) in the area of Science, Technology, Engineering and Math (STEM) the College received the Year 4 Award of \$827,522 to enhance and build capacity in the STEM fields. Because of these enhancements, advisors made significant contributions to enhance enrollment, retention, and transfer of students to four year institutions.

Annual Unduplicated Enrollment

2. Annual unduplicated enrollment including credit, non-credit and dual-credit students. 								
	FY 2000		FY 2014		FY 2015		% Change FY 2000 to 2015	
Total	20,075		19,124		18,926		- 5.7%	
White	9,062	(45.1%)	5,228	(27.3%)	4,986	(26.3%)	- 45.0%	
African American	485	(2.4%)	640	(3.3%)	669	(3.5%)	37.9%	
Hispanic	10,018	(49.9%)	11,609	(60.7%)	11,851	(62.6%)	18.3%	
Asian	239	(1.2%)	346	(1.8%)	357	(1.9%)	49.4%	
International	237	(1.2%)	524	(2.7%)	531	(2.8%)	124.1%	

Other	34	(0.2%)	777	(4.1%)	532	(2.8%)	1464.7%
Gender							
Male	8,591	(42.8%)	9,219	(46.8%)	9,284	(49.1%)	8.1%
Female	11,484	(57.2%)	9,905	(53.2%)	9,642	(50.9%)	- 16.0%

Enrollment Management

A. In the area of Enrollment Management we've continued to refine our processes and procedures as they relate to admissions, advising, recruitment, records management and testing. Our goal is to continue to refine our communications flow to prospective and current students through E-communication, direct mail, DMC student portals and text messaging and provide better "calls to action". The 2014-2015 school year included over 900,000 direct mail contacts in the coastal bend along with 240,000 electronic communication pieces, and made over 6,000 phone calls to new and current students regarding recruitment and registration.

Key to each area has been the focus on "student-centeredness" and improving the student experience. We continue to develop each area with respect to six key principles: Communication, Accountability, Structure, Urgency, Process, and Integrity.

B. Admissions Office: The Admissions Office continues to refine our processes and now has a 24 hour turn-around on application processing. Currently the application import transfers approximately 90% of application data and is completely paperless. Our goals moving forward include:

1. We plan to fully utilize our Communications Management module in Ellucian Datatel to improve student communication via ERP.
2. Complete "workflow" linking together all of our admissions document processing screens.

C. Advising: Liberal Arts Advising, under the Department of Outreach & Enrollment Services, is currently working on a re-design of campus wide advising training. Our Student Enrollment Specialists are incorporating a holistic advising approach when working with students. For the school year 2014-2015 the Student Enrollment Center saw a total of 28,082 students for advising and/or admission completion and handled a total of 17,773 phone calls.

1. Our liberal arts advising area has created a training module and advising guide that has now been shared with our campus wide advising partners which includes NACADA best practices advising principles.
 - We have partnered with our Title V colleagues to utilize FOCUS 2, career assessment software, which will be utilized in advising students.
 - We have partnered with TAMUCC and TAMUK to host their transfer advisers in our advising center.
2. We have also partnered with Student Services and their new student orientation team to create New Student Orientation-Advising and Registration where new students (FTIC) will undergo a holistic advising process that will include a career assessment component to ensure correct placement in college level coursework, DE, CE, ABE or selective admission programs. Over 1,000 FTIC students attended and were advised/registered at our summer orientation programs.

3. We have applied, and been awarded, a \$50,000 2-year THECB Student Mentorship Program grant for the 2015-2016 through 2016-2017 academic years. This grant provides funding for current Del Mar College students to conduct outreach & enrollment assistance while being embedded in select Coastal Bend high schools.

D. Outreach & Recruitment: Our Outreach and Recruitment Office continues to move aggressively towards a culture of awareness building within the Coastal Bend community with a focus on visibility. This year, while we saw a 3% decrease in Fall 15 applications from Fall 14, we saw a >5% increase in our Fall 15 enrollment number. Monthly on-campus enrollment workshops and weekly visits to the Coastal Compass Center are conducted for community-wide. Two preview days are conducted specifically geared toward high school students to engage hands-on activities and information sessions.

- Fall SUCCESS Day (Fall 2014)-Targeted high school juniors and seniors. Approximately 700 Coastal Bend students attended.
- Jr. SUCCESS Day (Spring 2015)-Targeted high school sophomores & juniors. Approximately 150 Coastal Bend students attended

1. Over the last enrollment cycle our Outreach staff (2) attended a total of 300 visits that included high school visits, college fairs, financial aid nights, advising and parent information sessions (does not include visits made to elementary or junior high schools).
2. Our most recent initiative Project Viking, offered at three Corpus Christi ISD high school campuses, embeds Del Mar College outreach, enrollment, dual credit and testing staff on a weekly basis to assist with applications, financial aid, testing and advising. Fall 15 results for those campuses include
 - West Oso HS – 92% of the high school senior class completed the DMC application with 31% of those being advised/registered on-site.
 - Moody HS – 97% of the high school senior class completed the DMC application with 45% of those being advised/registered on-site.
 - Miller HS – 92% of the high school senior class completed the DMC application with 25% of those being advised/registered on-site.
3. We currently have a Call Center in place staffed by one full time and three part time employees who answer all calls for the East Campus Student Enrollment Center as well as the Registrar's Office.

E. Registrar's Office: Key functions of the Registrar's Office include generation of transcripts, evaluation of transfer credit, course schedule management, graduate certification and commencement. Additionally, the Registrar's Office processes

and submits CBM reports to the Texas Higher Education Coordinating Board (THECB) and to the National Student Clearinghouse. The Registrar's Office continues to focus on records management, course pre-requisites, CBM accuracy, transfer coursework evaluation, degree audit functionality and reverse transfer. In the 2014 -2015 academic year, the Registrar's Office processed 55,708 documents, assisted 39,112 students at the counter, responded to 24,840 phone calls and articulated 29,060 courses. The Registrar's Office will continue to focus on five specific initiatives in the 2015-2016 academic year.

1. Improving customer service to our internal and external stakeholders continues to be a central. The Registrar's Office has utilized the Department of Outreach and Enrollment's call center to streamline call volume. Staff are enabled to work more efficiently toward completing departmental goals. Additionally, staff are assigned to support specific academic departments. This strengthens intercampus partnerships and encourages proficiency with assigned areas. In the coming year, we will continue to strengthen customer service while improving procedures.

2. Document management and retention continues to be a primary focus for the Registrar's Office. We continue to maintain a schedule for records and have made improvements to our filing methods.

3. Curriculum Management within Ellucian Colleague is a priority for the Office of the Registrar. We continue to work with the IT department to strengthen our current methods and develop improved processes regarding updates to curriculum and degree audit in Colleague.

4. With the implementation of transcript evaluation software (Hyland On-base), our turnaround time for transfer course evaluation has changed from 8-12 weeks to 4 weeks. We have reduced the total number of requests by updating our process to only evaluate students who have completed the admissions process with Del Mar College.

5. CBM submissions continue to be an area of improvement for Del Mar College. The Registrar's Office continues to work with the departments of Information Technology (IT) and Institutional Research and Planning (IR) to review data for accuracy and consistency. Another benefit of this partnership is increased communication and transparency regarding data usage for internal and external reports.

F. Testing: The Del Mar College Testing Center is a mission driven entity that connects students and the community to college success and opportunity. The Testing Center maintains an optimal physical facility which includes comfortable seating, appropriate spacing, testing supplies, overhead lighting and noise canceling devices. Testing Center staff adheres to program requirement of test companies in the administration of multiple high stakes assessments while protecting the confidentiality and right of privacy of examinees and staff defined by FERPA and other regulations. Staff treats examinees in a fair, courteous and professional manner while maintaining the integrity of the administration.

In the 2014-2015 school year, the Testing Center tested approximately 10,518 students.

1. The Testing Center has adjusted the hours of operation to maximize lab usage and staffing. In 2014/2015, the Testing Center serviced 93.6% of its clientele before 5:00 pm (Monday-Friday), 4.9% on Saturdays and 1.5% after 5:00 pm (Wednesday & Thursday). Moving from late hours on Wednesday and Thursday to one late evening on Monday freed up 4 hours for staff to work the daytime shift when the Testing Center is most busy.


The Testing Center is also open one Saturday a month for examinee's needing to take the TSI Assessment, take Instructional exams, take Correspondence exams, register and pay for exams as well as pick up or transfer exam scores.

The Testing Center has transitioned to a full service Testing Center at all hours of operation. Testing Staff will can take payments, administer exams and assist examinees with exam registration during all operating hours.

2. The Testing Center has cut the part time Proctor staff to add two full time Testing Clerk positions in late 2015. The addition of the Testing Clerk positions will strengthen the mission and goals of both Del Mar College and the Testing Center by allowing the department to effectively meet the growing needs of our students and the Coastal Bend Community.


3. The Testing Center has revised the check in process for examinees. The new process included (1) adding lockers for individuals to store their personal belongings (2) additional staff to check in examinees leading to increased efficiency in exam start times and (3) a process to review instructions and exam rules for each exam creating a completely standardized testing experience.

Participation - Contextual Measures


3. Enrollment by Semester 		FY 2000	FY 2014	FY 2015	% Change FY 2000 to 2015
Fall					
Academic		12,125	12,023	11,928	- 1.6%
Technical		5,153	5,940	6,068	17.8%
Continuing Education		4,812	4,562	4,371	- 9.2%
		2,160	1,521	1,489	- 31.1%
Spring					
Academic		12,548	12,385	12,697	1.2%
Technical		4,922	5,645	5,807	18.0%
Continuing Education		4,791	4,244	4,185	- 12.6%
		2,835	2,496	2,705	- 4.6%
Summer					
Academic		7,123	6,889	6,611	- 7.2%
Technical		2,675	2,979	3,048	13.9%
Continuing Education		2,783	2,248	2,190	- 21.3%
		1,665	1,662	1,373	- 17.5%

Service Area Representation


FY 2005	FY 2014	FY 2015
---------	---------	---------

4. Gap between demographic groups in the area and enrollment. 

	Service difference (% Enr. - % Pop.)	Service difference (% Enr. - % Pop.)	Percent population in service area	Percent credit enrollment	Service difference (% Enr. - % Pop.)
Race/Ethnicity					
White	- 0.2%	- 4.4%	31.2%	26.8%	- 4.4%
African American	- 0.9%	0.6%	3.3%	3.8%	0.5%
Hispanic	- 0.3%	2.6%	62.2%	65.4%	3.2%
Other	1.4%	1.2%	3.3%	3.9%	0.6%
Gender					
Male	- 10.7%	- 6.5%	50.0%	43.2%	- 6.8%
Female	10.7%	6.5%	50.0%	56.8%	6.8%


5. Annual Semester Credit and Contact Hours 

	FY 2000	FY 2014	FY 2015	% Change FY 2000 to 2015
Annual Semester Credit Hours (SCH)	200,349	199,471	197,700	- 1.3%
Academic	133,863	145,084	142,891	6.7%
Technical	66,486	54,387	54,809	- 17.6%
Annual Contact Hours	4,792,570	4,887,954	4,731,150	- 1.3%
Academic	2,592,292	2,822,400	2,655,252	2.4%
Technical	1,898,240	1,615,200	1,660,184	- 12.5%
Continuing Education	302,038	450,354	415,714	37.6%
Distance Education Hours				
Hybrid/Blended on campus	0	0	0	N/A
Fully-distance education/Internet	3,600	22,611	20,516	469.9%


6. Financial Aid: Students Receiving Pell Grants 

	Fall 1999	Fall 2012	Fall 2013	Point Change Fall 1999 to Fall 2013
Total*	24.4%	37.3%	34.7%	10.3
White	18.8%	29.4%	26.4%	7.6
African American	26.5%	44.4%	40.3%	13.8
Hispanic	29.3%	41.8%	38.9%	9.6
Asian	23.4%	30.4%	29.3%	5.9
International	1.5%	24.0%	27.2%	25.7
Other	20.0%	31.4%	27.9%	7.9
Gender				
Male	18.7%	33.6%	30.3%	11.6
Female	28.3%	40.0%	38.2%	9.9

*Please note: The source for this Pell data is the Coordinating Board's financial aid database; Pell data found in the institutional online resumes is produced using IPEDS data and may not match.

7. Full-Time/Part-Time Undergraduate Students 

	Fall 2000	Fall 2014	Fall 2015	% Change Fall 2000 to Fall 2015
Credential-Seeking Undergraduate Students (Full- and Part- Time)				
Total	8,993	9,734	10,159	13.0%
Full-Time Credential Seeking Students				
Total*	3,009	2,658	2,623	- 12.8%
White	1,340 (44.5%)	697 (26.2%)	671 (25.6%)	- 49.9%
African American	60 (2.0%)	104 (3.9%)	82 (3.1%)	36.7%
Hispanic	1,508 (50.1%)	1,643 (61.8%)	1,639 (62.5%)	8.7%
Asian	32 (1.1%)	57 (2.1%)	54 (2.1%)	68.8%
International	68 (2.3%)	111 (4.2%)	135 (5.1%)	98.5%
Other	1 (0.0%)	46 (1.7%)	42 (1.6%)	4100.0%
Gender				
Male	1,313 (43.6%)	1,288 (48.5%)	1,251 (47.7%)	- 4.7%
Female	1,696 (56.4%)	1,370 (51.5%)	1,372 (52.3%)	- 19.1%
Part-Time Credential Seeking Students				
Total*	5,984	7,076	7,536	25.9%
White	2,399 (40.1%)	1,942 (27.4%)	1,890 (25.1%)	- 21.2%
African American	127 (2.1%)	216 (3.1%)	249 (3.3%)	96.1%
Hispanic	3,323 (55.5%)	4,456 (63.0%)	4,909 (65.1%)	47.7%
Asian	80 (1.3%)	131 (1.9%)	144 (1.9%)	80.0%
International	46 (0.8%)	178 (2.5%)	211 (2.8%)	358.7%
Other	9 (0.2%)	153 (2.2%)	133 (1.8%)	1377.8%
Gender				
Male	2,331 (39.0%)	2,957 (41.8%)	3,149 (41.8%)	35.1%
Female	3,653 (61.0%)	4,119 (58.2%)	4,387 (58.2%)	20.1%

8. First-Time In College Students 

	Fall 2000	Fall 2014	Fall 2015	% Change Fall 2000 to Fall 2015
--	-----------	-----------	-----------	---------------------------------

Credential-Seeking Undergraduate Students (Full- and Part- Time)					
Total	1,983		1,269	1,225	- 38.2%
Full-Time Credential Seeking Students					
Total*	920		555	493	- 46.4%
White	396 (43.0%)		141 (25.4%)	121 (24.5%)	- 69.4%
African American	18 (2.0%)		14 (2.5%)	12 (2.4%)	- 33.3%
Hispanic	472 (51.3%)		360 (64.9%)	321 (65.1%)	- 32.0%
Asian	13 (1.4%)		11 (2.0%)	6 (1.2%)	- 53.8%
International	20 (2.2%)		22 (4.0%)	27 (5.5%)	35.0%
Other	1 (0.1%)		7 (1.3%)	6 (1.2%)	500.0%
Gender					
Male	404 (43.9%)		280 (50.5%)	244 (49.5%)	- 39.6%
Female	516 (56.1%)		275 (49.5%)	249 (50.5%)	- 51.7%
Part-Time Credential Seeking Students					
Total*	1,063		714	732	- 31.1%
White	462 (43.5%)		147 (20.6%)	147 (20.1%)	- 68.2%
African American	17 (1.6%)		22 (3.1%)	27 (3.7%)	58.8%
Hispanic	557 (52.4%)		490 (68.6%)	518 (70.8%)	- 7.0%
Asian	11 (1.0%)		17 (2.4%)	7 (1.0%)	- 36.4%
International	15 (1.4%)		26 (3.6%)	24 (3.3%)	60.0%
Other	1 (0.1%)		12 (1.7%)	9 (1.2%)	800.0%
Gender					
Male	479 (45.1%)		335 (46.9%)	321 (43.9%)	- 33.0%
Female	584 (54.9%)		379 (53.1%)	411 (56.1%)	- 29.6%

*Hispanic students, except international ones, are counted as Hispanic. Students who are "Multi-Racial one of which is African American" are included with the African American students. Asian includes Asian, Hawaiian, and Pacific Islanders. "Other" includes American Indian, Alaskan Native, Unknown, and two or more races, excluding African American. International students are shown as a separate category.

9. Community College Activities: Non-funded and Non-reported	FY 2014	FY 2015
Contract Training: Enrollment	171	1,875
Adult Basic Education: Enrollment as Reported to TWC	946	1,271
G.E.D.: Enrolled in G.E.D. Program	716	961

Because GED exam attempters are not identified by enrollment status, it is not possible at this time to report the number of enrolled students who took the test. Contract Training Enrollment increase from 2014 to 2015 due to the following: 1,373 were City Champions. The remainder were JATC Apprentices, Flint Hills Excel classes and Spohn Facilitation.

Fall 2015 Unduplicated Enrollment Detail - Del Mar College

By Age

Age	Count	Percent
Less than 18	1,805	16.6%
18 to 21	3,927	36.2%
22 to 24	1,579	14.6%
25 to 29	1,440	13.3%
30 to 34	810	7.5%
Over 35	1,289	11.9%
N/A	2	0.0%

By Status

Status	Count	Percent
Full-Time	2,806	25.9%
Part-Time	8,046	74.1%

By Type Major

Type Major	Count	Percent
Academic	6,328	58.3%
Technical	4,524	41.7%

By Enrollment Status

Status	Count	Percent
In-District	8,079	74.4%
Out-of-District	2,440	22.5%
Out-of-State	333	3.1%

Dual Credit Enrollment

Status	Count	Percent
Dual Credit	1,823	16.8%

FY 2015 Unduplicated Enrollment Detail - Del Mar College

By Age

Age	Count	Percent
Less than 18	2,161	11.4%
18 to 21	5,602	29.6%
22 to 24	2,454	13.0%
25 to 29	2,590	13.7%
30 to 34	1,721	9.1%
Over 35	4,372	23.1%
N/A	26	0.1%

By Type Major

Type Major	Count	Percent
Academic	8,280	43.7%
Technical	6,060	32.0%
Continuing Education	4,586	24.2%

By Enrollment Status

Status	Count	Percent
In-District	10,897	57.6%
Out-of-District	3,043	16.1%
Out-of-State	400	2.1%
Continuing Education	4,586	24.2%

Dual Credit Enrollment

Status	Count	Percent
Dual Credit	2,001	10.6%

FY 2015 Unduplicated Total by Semester Detail - Del Mar College**By Age**

Age	Fall	Spring	Summer
Less than 18	1,687	861	585
18 to 21	3,996	4,258	1,821
22 to 24	1,669	1,826	916
25 to 29	1,604	1,849	1,054
30 to 34	974	1,139	675
Over 35	1,988	2,749	1,556
N/A	10	15	4

By Race/Ethnicity

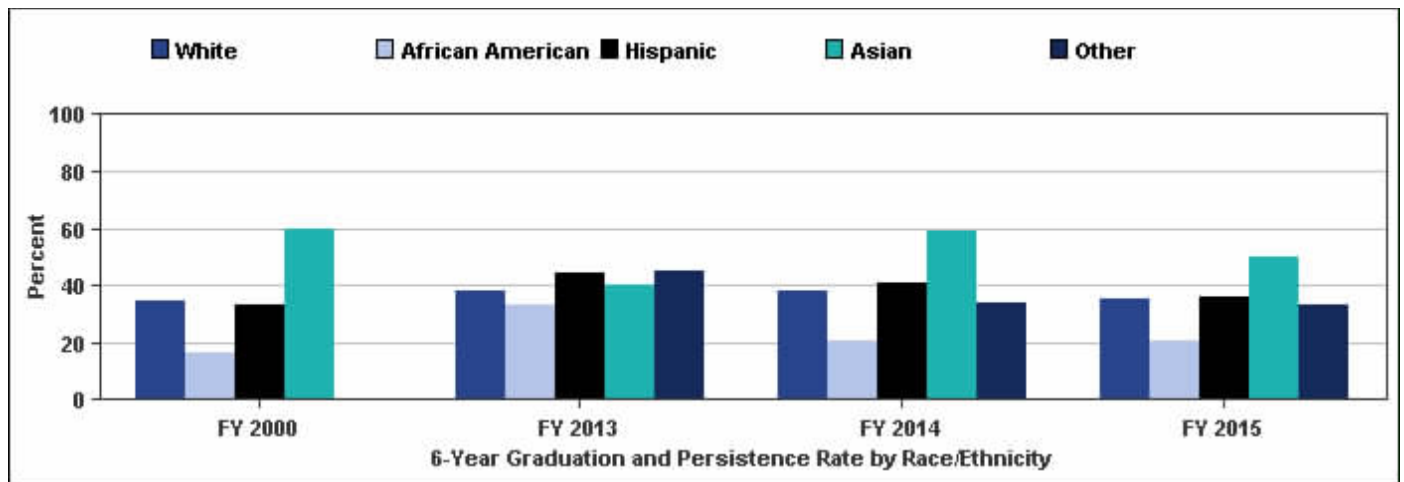
Race/Ethnicity	Fall	Spring	Summer
White	3,221	3,344	1,599
African American	404	425	260
Multi-racial one of which is African American	0	0	0
Hispanic	7,454	8,060	4,262
Asian	226	215	170
International	336	313	183
Other	287	340	137

Success - Key Measures

Graduation and Persistence Rate

10. First-time, full-time, credential-seeking, undergraduates who have graduated or are still enrolled.

	FY 2000 (Entering Fall 1994 Cohort)	FY 2013 (Entering Fall 2007 Cohort)	FY 2014 (Entering Fall 2008 Cohort)	FY 2015 (Entering Fall 2009 Cohort)	Point Change FY 2000 to FY 2015
Total*	33.5%	42.1%	39.6%	35.5%	2.0
Race/Ethnicity					
White	34.4%	38.3%	38.2%	35.3%	0.9
African American	16.7%	33.3%	20.8%	20.7%	4.0
Hispanic	33.5%	44.5%	41.0%	36.0%	2.5
Asian	60.0%	40.0%	58.8%	50.0%	- 10.0
Native American	0.0%	0.0%	50.0%	40.0%	40.0
International	18.8%	0.0%	0.0%	0.0%	- 18.8
Other (Unknown)	0.0%	45.0%	34.0%	33.3%	33.3
Gender					
Male	33.3%	40.0%	35.1%	33.9%	0.6
Female	33.6%	44.1%	43.6%	37.1%	3.5



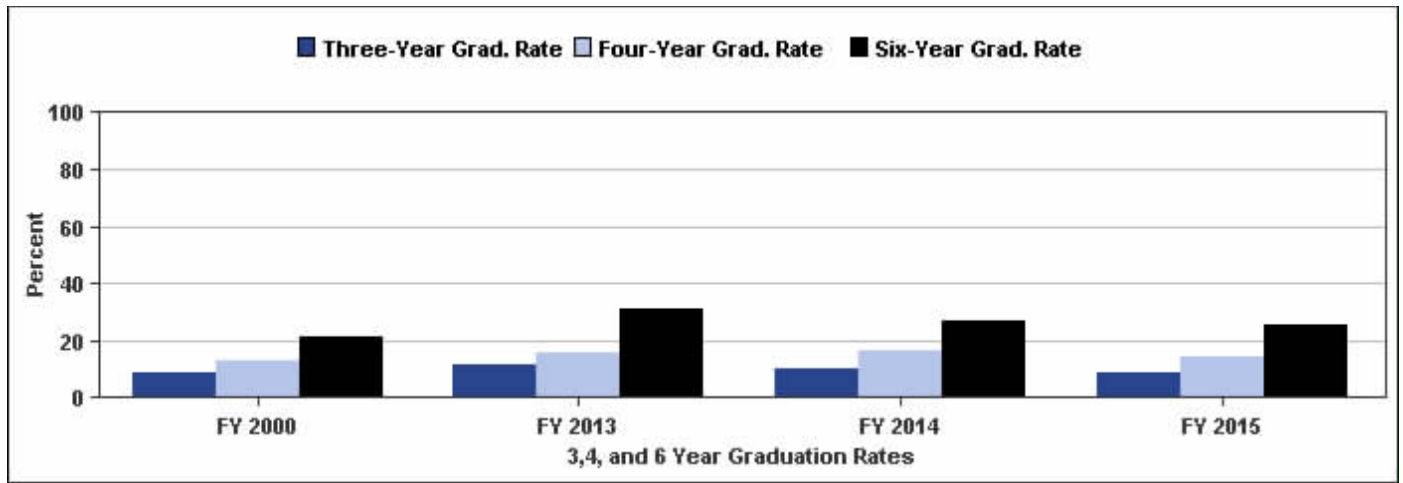
Source: CBM001, CBM002, and CBM009

3, 4, and 6-Year Graduation Rates

11. First-time, full-time entering, credential-seeking, undergraduates who have graduated.

	FY 2000		FY 2013		FY 2014		FY 2015		Point Change FY 2000 to FY 2015
	Entering Fall Cohort	Rate	Entering Fall Cohort	Rate	Entering Fall Cohort	Rate	Entering Fall Cohort	Rate	
3-Year graduation rate (Total)	1997	100 (9.0%)	2010	89 (11.2%)	2011	83 (10.0%)	2012	60 (8.8%)	- 0.2
Baccalaureate or Above	3	(0.3%)	0	(0.0%)	1	(0.1%)	2	(0.3%)	0.0
Associates	62	(5.6%)	48	(6.1%)	44	(5.3%)	31	(4.6%)	- 1.0
Certificate	35	(3.2%)	41	(5.2%)	38	(4.6%)	27	(4.0%)	0.8
No Award	1,006	(91.0%)	703	(88.8%)	745	(90.0%)	619	(91.2%)	0.2
4-Year graduation rate (Total)	1996	141 (13.1%)	2009	142 (16.0%)	2010	128 (16.2%)	2011	119 (14.4%)	1.3
Baccalaureate or Above	19	(1.8%)	18	(2.0%)	10	(1.3%)	7	(0.8%)	- 1.0
Associates	73	(6.8%)	88	(9.9%)	76	(9.6%)	70	(8.5%)	1.7
Certificate	49	(4.6%)	36	(4.1%)	42	(5.3%)	42	(5.1%)	0.5
No Award	934	(86.9%)	745	(84.0%)	664	(83.8%)	709	(85.6%)	- 1.3
6-Year graduation rate (Total)	1994	211 (21.4%)	2007	178 (30.8%)	2008	216 (27.2%)	2009	224 (25.3%)	3.9
Baccalaureate or Above	75	(7.6%)	63	(10.9%)	58	(7.3%)	72	(8.1%)	0.5
Associates	77	(7.8%)	82	(14.2%)	107	(13.5%)	114	(12.9%)	5.1
Certificate	59	(6.0%)	33	(5.7%)	51	(6.4%)	38	(4.3%)	- 1.7
No Award	774	(78.6%)	399	(69.2%)	577	(72.8%)	663	(74.7%)	- 3.9

For more data on the 6-year graduation rate, go to: <http://www.txhighereddata.org/GradRates>

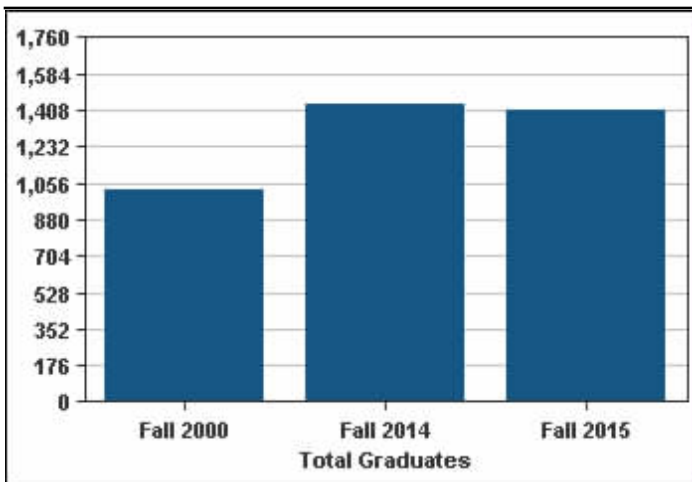


Source: CBM001, CBM002, and CBM009

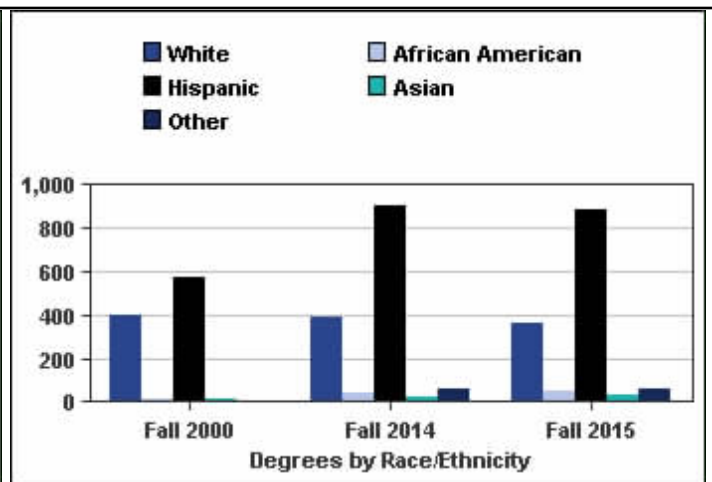
Degrees and Certificates

12. Number of awards, certificates by type, core completers and field of study completers.

	FY 2000	FY 2014	FY 2015	% Change FY 2000 to FY 2015	Institutional Closing the Gaps Target-Fall 2015	Closing the Gaps Completion
Total Degrees and Certificates (Does not include other completers)	1,020	1,438	1,407	37.9%	1,631	86%
White	398	390	363	- 8.8%		
African American	15	39	46	206.7%		
Hispanic	575	907	888	54.4%		
Asian	18	22	30	66.7%		
International	14	23	21	50.0%		
Other	0	57	59	N/A		
Level						
Bachelor of Applied Technology	N/A	N/A	N/A	N/A		
Associates	728	986	1,018	39.8%	1,114	91.4%
Certificate 1	186	370	295	58.6%		
Certificate 2	106	82	94	- 11.3%		
Advanced Technology Certificates	N/A	N/A	N/A	N/A		
Other Completers:						
ESC	1	7	12	1100.0%		
Core Completers	N/A	922	838	N/A		
Field of Study	N/A	111	64	N/A		
Gender						
Male	387	670	686	77.3%		
Female	633	768	721	13.9%		



Source: CBM009



Source: CBM009

Transfers

13. Transfers to a senior institution.

	FY 2000			FY 2014			FY 2015		
	Entering Fall Cohort	Rate		Entering Fall Cohort	Rate		Entering Fall Cohort	Rate	
Cohort	1994	2,223	(100%)	2008	1,599	(100%)	2009	1,795	(100%)
0-12 hours		151	(6.8%)		15	(0.9%)		13	(0.7%)
13-24 hours		42	(1.9%)		26	(1.6%)		16	(0.9%)
25-29 hours		19	(0.9%)		6	(0.4%)		9	(0.5%)
30-42 hours		33	(1.5%)		20	(1.3%)		18	(1.0%)
43+ hours		202	(9.1%)		171	(10.7%)		199	(11.1%)
All Transfers Total		447	(20.1%)		238	(14.9%)		255	(14.2%)
Non Transfer Completers		207	(9.3%)		216	(13.5%)		218	(12.1%)
Non Completers		1,569	(70.6%)		1,145	(71.6%)		1,322	(73.6%)
Awarded Core		0	(0.0%)		83	(5.2%)		116	(6.5%)

Developmental Education

14. The percent of underprepared and prepared students who successfully complete a college-level course in math, reading and writing. Prepared students are given 1 year.

Underprepared students are given 3 years.

Fall 2011 Cohort			
Total/Area Counts (a)	Received credit pre-matriculation (b)	College level course completion (grade A, B, or C) (c)	College level course completion (grade A, B, C) including pre-matriculation credit (percent of total) (b+c)/(a)

Summary Data

Number of FTIC students	1,553
Met state standards in all three areas	670
Did not meet state standards in one, two, or all three areas (at entry)	883
Unknown* (unduplicated)	0

Data by Subject Area

Met Standard	Math	Reading	Writing	College level course completion (grade A, B, or C) (c)	College level course completion (grade A, B, C) including pre-matriculation credit (percent of total) (b+c)/(a)
Met Standard	773	1,224	1,350	5	19.5%
				21	36.4%
				12	37.1%
Did Not Meet Standard	780	329	203	N/A	7.9%
				N/A	8.2%
				N/A	18.7%
Unknown** (waived or military exemption)	0	0	0	N/A	0.0%
				N/A	0.0%
				N/A	0.0%

Most- and Least-Prepared Populations

Met State Standard in All Three Areas	Math	Reading	Writing	College level course completion (grade A, B, or C) (c)	College level course completion (grade A, B, C) including pre-matriculation credit (percent of total) (b+c)/(a)
Met State Standard in All Three Areas	670	670	670	5	21.5%
				15	45.8%
				7	50.3%
Did Not Meet Standard in All Three Areas	113	113	113	N/A	4.4%
				N/A	8.0%
				N/A	10.6%

The data for this accountability measure is tracked for one year for students who met TSI and for one, two, and three years for students who did not meet TSI for this report.

*The Unknown (unduplicated) category does not include students who are unknown in some areas and not met in others.

**Unknowns by area include students with waivers or exemptions who have not been reported as meeting TSI on a performance measure; FTIC students with waivers or military exemptions who were reported as meeting TSI in all areas based on performance measures are included in the "met state standards in all areas" category.


Success - Contextual Measures


15. Persistence Rates


	Entering Cohort Fall 2000	Entering Cohort Fall 2013	Entering Cohort Fall 2014	Point Change Fall 2000 to Fall 2014
First-time Undergraduate Persistence rate after one year Total	64.4%	63.8%	64.5%	0.1

Same institution	58.4%	59.4%	61.2%	2.8
Other institutions	6.1%	4.4%	3.3%	- 2.8
White	66.1%	57.5%	58.0%	- 8.1
Same institution	56.6%	51.5%	55.1%	- 1.5
Other institutions	9.5%	6.0%	2.9%	- 6.6
African American	55.6%	76.5%	38.5%	- 17.1
Same institution	50.0%	64.7%	38.5%	- 11.5
Other institutions	5.6%	11.8%	0.0%	- 5.6
Hispanic	62.4%	66.1%	67.4%	5.0
Same institution	59.0%	62.5%	63.7%	4.7
Other institutions	3.4%	3.6%	3.7%	0.3
Asian	92.3%	80.0%	72.7%	- 19.6
Same institution	84.6%	80.0%	72.7%	- 11.9
Other institutions	7.7%	0.0%	0.0%	- 7.7
International	73.7%	48.0%	68.2%	- 5.5
Same institution	73.7%	48.0%	63.6%	- 10.1
Other institutions	0.0%	0.0%	4.5%	4.5
Other	0.0%	75.0%	71.4%	71.4
Same institution	0.0%	50.0%	71.4%	71.4
Other institutions	0.0%	25.0%	0.0%	0.0


	Entering Cohort Fall 2000	Entering Cohort Fall 2012	Entering Cohort Fall 2013	Point Change Fall 2000 to Fall 2013
First-time Undergraduate Persistence rate after two years				
Total	53.9%	42.8%	45.8%	- 8.1
Same institution	41.5%	35.8%	37.7%	- 3.8
Other institutions	12.5%	7.0%	8.1%	- 4.4
White	55.5%	44.4%	39.2%	- 16.3
Same institution	40.3%	34.6%	26.2%	- 14.1
Other institutions	15.2%	9.9%	13.1%	- 2.1
African American	38.9%	24.0%	50.0%	11.1
Same institution	22.2%	20.0%	43.8%	21.6
Other institutions	16.7%	4.0%	6.3%	- 10.4
Hispanic	52.7%	42.3%	47.8%	- 4.9
Same institution	42.3%	36.5%	42.0%	- 0.3
Other institutions	10.5%	5.8%	5.8%	- 4.7
Asian	75.0%	66.7%	80.0%	5.0
Same institution	58.3%	50.0%	40.0%	- 18.3
Other institutions	16.7%	16.7%	40.0%	23.3
International	55.6%	61.1%	34.8%	- 20.8
Same institution	55.6%	44.4%	26.1%	- 29.5
Other institutions	0.0%	16.7%	8.7%	8.7
Other	0.0%	41.7%	75.0%	75.0
Same institution	0.0%	41.7%	50.0%	50.0
Other institutions	0.0%	0.0%	25.0%	25.0

16. Awards in STEM Fields 	FY 2000	FY 2014	FY 2015	% Change FY 2000 to FY 2015	Institutional Closing the Gaps Target-FY 2015	Closing the Gaps Completion
Fields						
Computer Science	0	0	0	N/A	3	0.0%
Engineering	31	64	84	171.0%	42	200.0%
Math	1	17	19	1800.0%	3	633.3%
Physical Science	3	14	18	500.0%	6	300.0%
Level						
Degrees in Critical Fields Bachelor of Applied Technology	0	0	0	N/A		
Associates	35	75	105	200.0%		
Cert 1	0	20	16	N/A		
Cert 2	0	0	0	N/A		
Degrees in Critical Fields Advanced Technology Certificate	0	0	0	N/A		


17. Awards in Nursing 	FY 2000	FY 2014	FY 2015	% Change FY 2000 to FY 2015	Institutional Closing the Gaps Target-FY 2015	Closing the Gaps Completion
Total	176	85	102	- 42.0%	145	70.3%
Associates	130	84	96	- 26.2%		
Cert 1	0	0	0	N/A		
Cert 2	46	1	6	- 87.0%		
Advanced Technology Certificate	0	0	0	N/A		
ESC	0	0	0	N/A		
Field of Study	0	0	0	N/A		

18. Awards in Allied Health 	FY 2000	FY 2014	FY 2015	% Change FY 2000 to FY 2015	Institutional Closing the Gaps Target-FY 2015	Closing the Gaps Completion
---	---------	---------	---------	-----------------------------	---	-----------------------------


Total	178	199	198	11.2%	233	85.0%
Bachelor of Applied Technology	0	0	0	N/A		
Associates	131	162	172	31.3%		
Cert 1	24	29	14	-41.7%		
Cert 2	23	8	12	-47.8%		
Advanced Technology Certificate	0	0	0	N/A		
ESC	0	6	8	N/A		


19. Teacher Production and Certification 		FY 2012	FY 2013	FY 2014
Students taking the certification exams		N/A	N/A	N/A
Race/Ethnicity				
White		N/A	N/A	N/A
African American		N/A	N/A	N/A
Hispanic		N/A	N/A	N/A
Other		N/A	N/A	N/A
Gender				
Male		N/A	N/A	N/A
Female		N/A	N/A	N/A
Students passing the certification exams		N/A	N/A	N/A
Race/Ethnicity				
White		N/A	N/A	N/A
African American		N/A	N/A	N/A
Hispanic		N/A	N/A	N/A
Other		N/A	N/A	N/A
Gender				
Male		N/A	N/A	N/A
Female		N/A	N/A	N/A

Note: The data for teacher production and certification was provided by SBEC. In some cases, the sum of the categories does not add up to the total. Numbers less than 10 in a category are masked (*).


20. Graduate Status After Graduation 		FY 2012		FY 2013		FY 2014		Point Change FY 2012 to FY 2014
Academic								
Employed Only		129	32.2%	167	38.7%	155	34.8%	2.6
Employed and Enrolled (in Senior Institutions)		126	31.4%	113	26.2%	124	27.9%	-3.5
Enrolled Only (in Senior Institutions)		112	27.9%	91	21.1%	115	25.8%	-2.1
Enrolled Only (in Community Colleges)		6	1.5%	11	2.5%	7	1.6%	0.1
Not Found		28	7.0%	50	11.6%	44	9.9%	2.9
Technical								
Employed Only		606	80.1%	674	84.1%	619	85.3%	5.2
Employed and Enrolled (in Senior Institutions)		40	5.3%	16	2.0%	20	2.8%	-2.5
Enrolled Only (in Senior Institutions)		10	1.3%	8	1.0%	8	1.1%	-0.2
Enrolled Only (in Community Colleges)		39	5.2%	25	3.1%	28	3.9%	-1.3
Not Found		62	8.2%	78	9.7%	51	7.0%	-1.2

For additional data on students graduating from and leaving institutions, go to: <http://www.txhighereddata.org/reports/performance/ctcasalf/exitcohorts>

21. Marketable Skills Awards 		FY 2002	FY 2014	FY 2015	Point Change FY 2002 to FY 2015
Marketable Skills Completers		0	30	42	N/A
Race/Ethnicity					
White		0	7	9	N/A
African American		0	1	2	N/A
Hispanic		0	21	31	N/A
Asian		0	0	0	N/A
International		0	1	0	N/A
Other		0	0	0	N/A
Gender					
Male		0	14	18	N/A
Female		0	16	24	N/A

22. Associate of Arts in Teaching Awards 		FY 2000	FY 2014	FY 2015	Percent Change FY 2000 to FY 2015
Total		0	21	21	N/A
Race/Ethnicity					
White		0	5	5	N/A
African American		0	1	0	N/A
Hispanic		0	13	16	N/A
Asian		0	0	0	N/A
International		0	0	0	N/A


Other	0	2	0	N/A
Gender				
Male	0	4	6	N/A
Female	0	17	15	N/A

Developmental Education 23. The percent of underprepared students who satisfied TSI obligation within 2 years 	Fall 2011 Cohort							
	Total/Area Counts (a)	Number attempting developmental education (b)	Percent attempting developmental education (includes DevEd interventions) (b/a)	TSI obligations met (of those attempting developmental education) (d)	TSI obligations met through any means (of total) (e)	TSI obligations met (percent of those attempting developmental education) (d/b)	TSI obligations met (percent of total as reported by institution) (e/a)	TSI obligations met based on TSI reporting or passed 1st college-level course (percent of total) (e) and/or Passed†(a)
Summary Data								
Number of FTIC students	1,553							
Met state standards in all three areas	670							
Did not meet state standards in one, two, or all three areas (at entry)	883							
Unknown* (unduplicated)	0							
Data by Subject Area								
Met Standard								
Math	773	247	32.0%	N/A	N/A	N/A	N/A	N/A
Reading	1,224	156	12.7%	N/A	N/A	N/A	N/A	N/A
Writing	1,350	306	22.7%	N/A	N/A	N/A	N/A	N/A
Did Not Meet Standard								
Math	780	537	68.8%	34	41	6.3%	5.3%	8.6%
Reading	329	206	62.6%	11	17	5.3%	5.2%	8.2%
Writing	203	138	68.0%	15	22	10.9%	10.8%	21.7%
Unknown** (waived or military exemption)								
Math**	0	0	0.0%	N/A	N/A	N/A	N/A	N/A
Reading**	0	0	0.0%	N/A	N/A	N/A	N/A	N/A
Writing**	0	0	0.0%	N/A	N/A	N/A	N/A	N/A
Most- and Least-Prepared Populations								
Met state standards in all areas								
Math	670	206	30.7%	N/A	N/A	N/A	N/A	N/A
Reading	670	55	8.2%	N/A	N/A	N/A	N/A	N/A
Writing	670	85	12.7%	N/A	N/A	N/A	N/A	N/A
Did Not Meet Standards in All Three Areas								
Math	113	70	61.9%	2	4	2.9%	3.5%	4.4%
Reading	113	76	67.3%	1	3	1.3%	2.7%	7.1%
Writing	113	76	67.3%	5	7	6.6%	6.2%	12.4%

*The Unknown (unduplicated) category does not include students who are unknown in some areas and not met in others.

**Unknowns by area include students with waivers or exemptions who have not been reported as meeting TSI on a performance measure; FTIC students with waivers or military exemptions who were reported as meeting TSI in all areas based on performance measures are included in the "met state standards in all areas" category.

†Passed is the number of students who passed a first college-level course as shown on measure #14.

24. The number and percent of underprepared and prepared students who return the following fall 	Fall 2011 Cohort		
	Total (a)	Number returning (Fall 2012) (b)	Percent returning (Fall 2012) (b/a)
Summary Data			
Number of FTIC students	1,553	822	53
Met state standards in all areas	670	428	63.9%
Did not meet state standards in one, two, or all three areas	883	394	44.6%
Did not meet state standards in all three areas	113	47	41.6%
Unknown* (unduplicated)	0	0	0.0%
Data by Subject Area			
Met Standard by Area			
Math	773	477	61.7%
Reading	1,224	698	57.0%
Writing	1,350	730	54.1%
Did Not Meet Standard by Area			
Math	780	345	44.2%

Reading	329	124	37.7%
Writing	203	92	45.3%
Unknown** by Area (waived or military exemption)			
Math	0	0	0.0%
Reading	0	0	0.0%
Writing	0	0	0.0%

*The Unknown (unduplicated) category does not include students who are unknown in some areas and not met in others.

**Unknowns by area include students with waivers or exemptions who have not been reported as meeting TSI on a performance measure; FTIC students with waivers or military exemptions who were reported as meeting TSI in all areas based on performance measures are included in the "met state standards in all areas" category.

	Fall 2000	Fall 2013	Fall 2014	%/Point Change Fall 2000 to Fall 2014
--	-----------	-----------	-----------	---

25. Course Completion Rate for Undergraduate State Funded Semester Credit

Hours 				
Beginning semester credit hours	84,002	86,065	84,599	0.7%
Ending semester credit hours	67,476	73,881	74,748	10.8%
Completion rate	80.3%	85.8%	88.4%	8.0

After careful analysis of the College's institutional TSI data in 2007, when the data was first made available to us, we identified and corrected errors in TSI reporting methodology. The Coordinating Board allowed the College to recertify the fall 2006 CBM002 data. We anticipate that the College's developmental education measures calculated from fall 2006 forward will reflect accurate outcomes.

Graduates Detail (FY 2015)- Del Mar College

Success

By 2015, increase by 50 percent the number of degrees, certificates, and other identifiable student successes from high quality programs.

By Level, Race/Ethnicity:

Race/Ethnicity	Associate's	Certificate 1	Certificate 2	Advanced Technology Certificates	Total
White	285	55	23	0	363
African American	36	7	3	0	46
Hispanic	612	215	61	0	888
Asian	29	1	0	0	30
International	13	6	2	0	21
Other	43	11	5	0	59

By Level, Gender:

Gender	Associate's	Certificate 1	Certificate 2	Advanced Technology Certificates	Total
Male	418	196	72	0	686
Female	600	99	22	0	721

By Level, Type Major:

Type Major	Associate's	Certificate 1	Certificate 2	Advanced Technology Certificates	Total
Academic	495	0	0	0	495
Technical	523	295	94	0	912
Continuing Education	0	0	0	0	0

Graduates Success Detail (FY 2015)- Del Mar College

Academic

Graduates - Employed

Race/Ethnicity:

Race/Ethnicity	Number	Percent of Cohort
White	37	23.9%
African American	8	5.2%
Hispanic	95	61.3%
Asian	6	3.9%
Native American		N/A
International	0	0.0%
Other	9	5.8%

Gender:

Gender	Number	Percent of Cohort
Male	48	31.0%
Female	107	69.0%

Graduates - Employed and Enrolled in a Senior Institution

Race/Ethnicity:

Race/Ethnicity	Number	Percent of Cohort
White	30	24.2%
African American	5	4.0%
Hispanic	82	66.1%
Asian	3	2.4%
Native American		N/A
International	1	0.8%

Other 3 2.4%

Gender:

Gender	Number	Percent of Cohort
Male	54	43.5%
Female	70	56.5%

Graduates - Enrolled in a Senior Institution

Race/Ethnicity:

Race/Ethnicity	Number	Percent of Cohort
White	31	30.1%
African American	1	1.0%
Hispanic	62	60.2%
Asian	5	4.9%
Native American		N/A
International	2	1.9%
Other	2	1.9%

Gender:

Gender	Number	Percent of Cohort
Male	42	40.8%
Female	61	59.2%

Graduates - Enrolled in a Community or Technical College

Race/Ethnicity:

Race/Ethnicity	Number	Percent of Cohort
White	6	35.3%
African American	1	5.9%
Hispanic	10	58.8%
Asian	0	0.0%
Native American		N/A
International	0	0.0%
Other	0	0.0%

Gender:

Gender	Number	Percent of Cohort
Male	9	52.9%
Female	8	47.1%

Graduates - Not Found

Race/Ethnicity:

Race/Ethnicity	Number	Percent of Cohort
White	13	30.2%
African American	0	0.0%
Hispanic	27	62.8%
Asian	1	2.3%
Native American		N/A
International	0	0.0%
Other	1	2.3%

Gender:

Gender	Number	Percent of Cohort
Male	14	32.6%
Female	29	67.4%

Technical

Graduates - Employed

Race/Ethnicity:

Race/Ethnicity	Number	Percent of Cohort
White	159	27.7%
African American	14	2.4%
Hispanic	360	62.8%
Asian	8	1.4%
Native American		N/A
International	8	1.4%
Other	24	4.2%

Gender:

Gender	Number	Percent of Cohort
Male	274	47.8%
Female	299	52.2%

Graduates - Employed and Enrolled in a Senior Institution

Race/Ethnicity:

Race/Ethnicity	Number	Percent of Cohort
White	4	26.7%
African American	1	6.7%
Hispanic	8	53.3%
Asian	2	13.3%
Native American		N/A
International	0	0.0%
Other	0	0.0%

Gender:

Gender	Number	Percent of Cohort
Male	8	53.3%
Female	7	46.7%

Graduates - Enrolled in a Senior Institution

Race/Ethnicity:

Race/Ethnicity	Number	Percent of Cohort
White	1	10.0%
African American	3	30.0%
Hispanic	6	60.0%
Asian	0	0.0%
Native American		N/A
International	0	0.0%
Other	0	0.0%

Gender:

Gender	Number	Percent of Cohort
Male	5	50.0%
Female	5	50.0%

Graduates - Enrolled in a Community or Technical College

Race/Ethnicity:

Race/Ethnicity	Number	Percent of Cohort
White	9	25.0%
African American	1	2.8%
Hispanic	23	63.9%
Asian	0	0.0%
Native American		N/A
International	2	5.6%
Other	1	2.8%

Gender:

Gender	Number	Percent of Cohort
Male	25	69.4%

Female 11 30.6%

Graduates - Not Found

Race/Ethnicity:

Race/Ethnicity	Number	Percent of Cohort
White	18	24.0%
African American	4	5.3%
Hispanic	46	61.3%
Asian	3	4.0%
Native American		N/A
International		N/A
Other	4	5.3%

Gender:

Gender	Number	Percent of Cohort
Male	35	46.7%
Female	40	53.3%

Transfer Detail (through FY 2015)- Del Mar College

Transfer Measure Detail

Transfers to Senior Institutions						
	All Students		Academic Students		Technical Students	
Fall 2015 Cohort	1,795	(100%)	935	(100%)	860	(100%)
0-12 hours	13	(0.7%)	9	(1.0%)	4	(0.5%)
13-24 hours	16	(0.9%)	12	(1.3%)	4	(0.5%)
25-29 hours	9	(0.5%)	5	(0.5%)	4	(0.5%)
30-42 hours	18	(1.0%)	12	(1.3%)	6	(0.7%)
43+ hours	199	(11.1%)	124	(13.3%)	75	(8.7%)
Non Transfer Completers	218	(12.1%)	75	(8.0%)	143	(16.6%)
Non Completers	1,322	(73.6%)	698	(74.7%)	624	(72.6%)
All Transfers Total	255	(14.2%)	162	(17.3%)	93	(10.8%)
Awarded Core	116	(6.5%)	83	(8.9%)	33	(3.8%)

Excellence - Key Measures

Licensure Rate

26. Pass rate for excellent programs whose graduates are required to pass a licensure exam to practice in the field.

CIP	Program	2012		2013		2014	
		Number Takers	Pass Rate	Number Takers	Pass Rate	Number Takers	Pass Rate
43010200	Corrections	41	100.0%	9	100.0%	20	100.0%
43010700	Criminal Justice/Police Science	50	98.0%	42	100.0%	39	100.0%
51060100	Dental Assisting/Assistant	19	100.0%	20	100.0%	18	100.0%
51080300	Occupational Therapist Assistant	17	100.0%	19	100.0%	19	100.0%
51080500	Pharmacy Technician/Assistant	6	100.0%	5	100.0%	2	100.0%
51080600	Physical Therapist Assistant	21	90.5%	21	90.5%	21	90.5%
51090500	Nuclear Medical Technology/Technologist	6	100.0%	8	100.0%	6	100.0%
51091100	Radiologic Technology/Science - Radiographer	17	100.0%	18	100.0%	16	93.8%
51100400	Clinical/Medical Laboratory Technician	7	100.0%	12	100.0%	9	100.0%
51380100	Registered Nursing/Registered Nurse	162	93.2%	130	95.4%	89	100.0%
51390100	Licensed Practical/Vocational Nurse Training	5	100.0%	5	100.0%	3	100.0%

Excellence - Contextual Measures

27. Certification and Licensure	FY 2008	FY 2014	FY 2015	Point Change FY 2008 to FY 2015
Pass rate on state or national exams.	N/A	90.8%	90.2%	N/A

For more information, see the [licensure report](#).

Quality Enhancement Plan

28. Quality Enhancement Plan, Including Reaffirmation Year

Del Mar College's Quality Enhancement Plan (QEP), MATH: The Road to Success, is designed to improve student success in developmental math and college-level math courses. A course design will align the curriculum, incorporating computer-assisted instruction to increase time on task and practice, and integrate active learning strategies in the classroom to facilitate engagement. Academic seminars will provide additional assistance, focusing on difficult math topics, math anxiety, and study and test-taking skills.
https://cms.delmar.edu/display_qep_document.php

Update Fall 2015:

The QEP group completed year four in spring 2015. The team has continued to develop strategies to adjust and to advance the goals of the QEP. In particular, the QEP continued full implementation in year four: nearly all sections of Math 0371 followed the QEP plan/curriculum; while 3-to-4 sections of Math 0371 did not follow the QEP curriculum and served as comparison group. The QEP group continued training faculty in QEP related curriculum and pedagogy. And team continues to assess the effectiveness of the strategies articulated in the original plan with positive results in several areas. Where the QEP group identifies areas needing improvement, they revise the plan semester by semester with action plans to improve the outcomes of the QEP. Action plans for year five have been set and implemented beginning in fall 2015.

Excellent Programs

29. Excellent Programs

Highlighted Excellent Programs 1

The Police Academy serves the Coastal Bend Region of South Texas and is responsible for the Basic Peace Officer Course, Basic Jailer Licensing Course, and continuing education for certified peace officers, jailers and telecommunicators. The academy has seen exemplary performance from cadets who graduate the academy and then take the Texas Commission on Law Enforcement peace officer licensing test of jailer licensing test. The academy has a 100% first attempt pass rate for this exam over the last 10 academy classes (2.5 years). Since 2010, the academy has conducted 24 police academy sessions to over 320 cadets. The average first attempt pass rate for the program from 2010 to 2013 on the state test was 92.6%. Since the summer of 2013, the pass rate on the state test has been 100%. The classes average 13 cadets per session. Cadets who successfully complete the academy earn 20 college hours from Del Mar College which many use as a gateway to matriculation through an Associate's Degree or Certificate at Del Mar College and then to a four year university. According to recent data, 81.6 of the cadets who graduate from the academy also find employment in the law enforcement community within one year with many cadets being hired by agencies during the academy or immediately after successful completion of the state test. All of this is done with two full time instructors, an academy director and the help of a talented cadre of adjunct instructors. www.delmar.edu/law_enforcement

Highlighted Excellent Programs 2

The PTA Program has a 100% employment rate for the past 10 years; all graduates that sought employment as a PTA

had a job within 6 months of achieving licensure. The Program also has a high completion rate averaging 90%; of those students entering the Program, 90% typically complete the Program. The 90% completion rate is well above the expected accreditation criteria of at least 60% completion rate, and also meets the Texas success initiative. The PTA Program participates in community service projects as part of the College's PTA Club. The PTA Club participates yearly in Special Olympics, assisting with managing track and field events each Spring, and participates in supporting organizations such as the Multiple Sclerosis Walk, YWCA Fun Run, and fund-raising for local pediatric non-profit facilities. The PTA students are also active in their professional organization, the Texas Physical Therapy Association (TPTA). The students are all members with 100% participation in the annual TPTA Conference. In 2009, 2011, and 2015, a Del Mar College PTA student was elected as the Texas PTA Student Delegate attending the annual American Physical Therapy Association House of Delegates, the policy-making body of the national association. Only one PTA student is elected yearly to represent all PTA students in Texas; the Program has had the honor of representing Texas 3 times in the past 6 years.

http://www.delmar.edu/Physical_Therapist_Assistant_Program.aspx

30. Significant Recognitions - 2014:



Number of members in Phi Theta Kappa	104
Number of students eligible for Phi Theta Kappa membership	1029
Number of students in service learning programs	1294

Exemplary programs or citations/Other national recognitions:
Significant Recognition's – 2014

FACULTY AND STAFF:

- Job well done goes to Tina Butler, Executive Assistant to the President, for receiving a the National Association for the Advancement of Colored People (NAACP) "Humanitarian Award" from the H. Boyd Hall Corpus Christi Chapter. Tina received this honor during the 44th Annual Dr. Martin Luther King Jr. Freedom Fund Banquet in January 2014 and was among six local community leaders who received this special award during the event.
- Kudos to Board of Regents Chair Trey McCampbell for receiving the Henry Baldwin Award from the Corpus Christi Chamber of Commerce during their "A Year to Remember" awards luncheon in December. The award is the Chamber's highest honor. Chamber officials noted that McCampbell's commitment to community exemplifies the spirit of outstanding service.
- The DMC Vikings Alumni Association won La Palmera Mall's Forest of Giving contest. Organizations decorated Christmas trees, and patrons were asked to vote for their favorite tree. The Alumni Association used a patriotic theme to honor area veterans and won the most votes out of the 6,400 cast. La Palmera Mall awarded \$2,500 to the Alumni Association to support two Veterans Centers on the College's East and West Campuses.
- The YWCA Corpus Christi will honor Tammy Frank McDonald, Executive Director of Human Resources Administration, as a 2014 "Y Women in Careers" Award recipient during their 35th annual recognition event on Feb. 27, 2014. The YWCA Corpus Christi has honored professional women of the Coastal Bend who serve as role models for girls, teens and young women who encompass the future. McDonald is among eight women the YWCA will recognize with the honor.
- Congratulations to Elizabeth N. Flores, Professor of History in the Social Sciences Department, as the recipient of the 2014 Educator of the Year Award by the League of United Latin American Citizens Council 1. Flores will receive the award on Feb. 19, 2014 which is given to individuals who share their time and talent and empower individuals to make informed decisions that touch the Corpus Christi community. She is among DMC faculty who initiated the College's Mexican- American Studies program and is also a Del Mar College Dr. Aileen Creighton Award for Teaching Excellence recipient.
- Congratulations to Sushil Pallemoni, Director of Institutional Research, and his team—including Research Associates, Eugenia Haas and Dianna Guerrero and Administrative Assistant Leilani Crown—for winning an award for Electronic/Interactive Content Delivery during the Texas Association of Institutional Research conference in Dallas in February. The team was recognized for having the best IR website and dashboard in Texas after competing against top universities and several colleges from across the state. The team received compliments on the dashboard tools with other professionals wanting Pallemoni to train their staff. Kudos for team work also goes to August Alfonso, Chief Information Technology Officer, and his Information Technology staff for their continued support of Institutional Research web pages and technology needed to create the award-winning tools.
- Robert Muilenburg, Assistant Professor of Journalism and Foghorn Advisor, and Scott Beckett, Publications Assistant, shared great news with the announcement of awards won during regional and national competitions this spring. The student newspaper, Foghorn, received third place for the "Best Newspaper" in the two-year school, more than 7,500 enrolled category during the College Media Association convention held in New York City in March. The 2014 David L. Adams Apple Award marks the first time the Foghorn has been recognized among the top three recipients since the 1970s.
- Congratulations to Dr. James "Jim" Klein, Associate Professor of History in the Social Sciences Department, who was elected to become the Texas Conference President of the American Association of University Professors (AAUP). Dr. Klein's term begins June 1. He will promote the concepts of Shared Governance and Academic Freedom across Texas as well as represent the state during the National Convention of the AAUP.
- Dr. Teresa Klein, Assistant Professor of Psychology in the Social Sciences Department, will serve as one of the Regional Vice Presidents of the Texas Conference President of the American Association of University Professors (AAUP).
- Recognition goes to Jessica A. Alaniz, Assistant to the Chief Financial Officer and Vice President of Operations, Comptroller John Johnson, Strategic Planning and Workforce

Initiatives Research Associate Eugenia Haas for producing Del Mar College's award-winning Distinguished Budget, recognized by the Government Finance Officers Association (GFOA) of the United States and Canada. The Del Mar College District received the GFOA's Distinguished Budget Presentation Award for the fiscal year beginning Sept. 1, 2013, and a Certificate of Recognition for Budget Presentation after satisfying nationally recognized guidelines. The GFOA's Distinguished Budget Presentation Award Program is the only national award program in governmental budgeting with the organization serving over 17,800 government finance professionals throughout North America. Dr. Lee Sloan, Chief Financial Officer and Vice President of Operations, and Lenora Keas, Executive Director of Strategic Planning and Workforce Initiatives, collaborated on the project.

- The Association of Fundraising Professionals—Coastal Bend Texas Chapter named Sally Reigle, Development Coordinator with the Office of Development, as Vice President on their 2014 Board of Directors. The chapter's mission is to advance philanthropy by empowering people and organizations to practice effective and ethical fundraising through education, training, networking, mentoring, recognition, providing resources and advocacy.

- Mrs. Beverly Cage, Director of Student Leadership and Campus Life and SGA Advisor, was selected as runner-up for Advisor of the Year and became the 2014-2015 Region VI Advisor at the 2014 Texas Junior College Student Government Association (TJCSGA) Convention.

- Kudos go to the College Relations Office for bringing home national and district awards this spring from the National Council for Marketing and Public Relations (NCMPR) and the Council for Advancement and Support of Education (CASE). CRO won a national NCMPR Silver Paragon Award for the College's 2013 "Dreams. Delivered" radio series in March. The office also brought home three awards from the CASE District 4 conference, a Silver Accolades Award in the PSA/Radio Spots category (series) for "Dreams. Delivered.," a Bronze Accolades Award in the Project or Special Event category for DMC Foundation "Double the Dreams" Challenge and a Bronze Accolades Award for "Dreams. Delivered." Earning Power in the PSA/Radio Spots category (single). Award winners during these competitions represent the best work submitted by member community colleges and other institutions of these two professional organizations.

- Dr. David Sutanto, Associate Professor of Piano, and Dr. Shao-Shan Chen, Assistant Professor of Piano, are heading to Singapore on May 21. The two Music Department faculty members will join six other internationally renowned pianists to serve as adjudicators during the 5th Singapore Performer's Festival and Chamber Music Competition at the Yong Siew Toh Conservatory of Music with the National University of Singapore in mid-June. Dr. Sutanto and Dr. Chen will adjudicate solo, duet, trio, quartet and quintet piano performances during this very significant competition that attracts musicians from Singapore and other South East Asian countries such as Malaysia, Thailand and Indonesia, among others. While in Singapore, the couple will also present a public piano masterclass.

- Congratulations to Ann Fierova, Director of the DMC Small Business Development Center, and her team for placing one of the SBDC's success stories in the April issue of America's SBDC Network Connect, the national newsletter for the organization. The story features Maricela Sanchez, owner of Bespoke Crates & Gates, who needed help with writing a business plan, pro forma projections and marketing assistance for her luxury crates, gates and panels for pets. SBDC Business Advisors Jamey Jones and Theresa Moffitt helped Sanchez put her plans in action.

- The Nonexempt Employees Council selected Mary Dolores Moreno, Administrative Assistant in the East Campus Student Enrollment Center with Student Outreach and Enrollment Services, as a the Nonexempt Circle of Pride Awardee for her commitment to students. The award recognizes the exceptional service that Nonexempt employees are "caught in the act" delivering or going beyond their duties to assist others.

- The Relay for Life fundraiser for the American Cancer Society was well worth the effort as Del Mar College's Viking Voyagers brought in more than they pledged toward this year's event. The team's pledge was \$1,000, but they actually raised \$2,107 thanks to donations and support from the DMC campus community and Commercial Metals Company, which gave \$500 toward the cause. The team included Viking Voyager Captain Catherine Muñoz-Myers, top fundraising member Sylvia Larick, followed by Lisa Centennial, Natalie Villarreal, Kathy Howden, Rosa Linda Reynoso, Ruby Martinez, Rachel Hernandez, Melinda Eddleman and Christina Ochoa Canales.

- Kudos to the DMC Development Office and Del Mar College Foundation for the Sixth Annual "Bernie's Famous Crawfish Boil" held at the Concrete Street Market Pavilion this spring.

Featuring all-you-can-eat crawfish and shrimp, a silent auction and Jewel of the Bayou Leroy Thomas and his Zydeco Roadrunners, this year's event raised over \$75,000 for student scholarships. Congratulations to Executive Director of Development/Foundation Mary McQueen and her team— Amy Towery, Sally Reigle, Natalie Villarreal, Joel Soliz, Elsie Odom, Deborah Johnson, Javier Escamilla, Mary Orf, Mary Lou Whittington and Mary Elizabeth Whited—for their hard work, along with Crawfish Boil Honorary Chair Bernard Paulson, General Chairs Paulette Kluge and Todd Walter and all of the Foundation Trustees who assisted with this year's event.

- Job well done with the Del Mar College Viking float coming in second place during the Buc Days Night Parade. Helping bring a Viking ship to fruition from paper drawing to real life vessel was Physical Facilities' Onorio "Pete the Painter" Villalobos. Pete's expertise in carpentry proved indispensable during float construction, which the College also used to display the Viking helmet constructed by Associate Professor of Welding "Sonny" Vela and his team. The DMC Viking Alumni Association led this year's float construction team, including Assistant Director of Development and Alumni Services Amy Towery and Alumni Coordinator Natalie Villarreal, who worked hard to make sure Del Mar College was well represented in the parade.

- Kinesiology Professor, Carolyn Mauck with the Kinesiology Department became the College's 13th recipient of the Dr. Aileen Creighton Award for Teaching Excellence during Fall 2014 Convocation. The Del Mar College alumna joined the faculty in 1985 and has taught courses ranging from aerobics and weight training to yoga and other recreational and sports activities. Mauck is most recognized for her social dance classes and student participation during demonstrations provided at the annual "Bernie's Famous Crawfish Boil." Supporters noted she is valued as a first-class educator who not only cares that her students learn the subject matter but also learn how to apply that knowledge to live a more successful, fulfilling life.

- The Texas Higher Education Coordinating Board appointed Dr. Fernando A. Rodriguez, Chairman of the Social Sciences Department, to the Academic Course Guide Manual (ACGM) Learning Outcomes Project for 2014 as a member of the Geography Learning Outcomes Work Group. Dr. Rodriguez's service on this taskforce recognizes him as a subject area expert to revise course descriptions and develop student learning outcomes for pre-approved lower division academic courses offered by public community and technical colleges in Texas for state funding. These courses are guaranteed to be fully transferable to Texas public universities with taskforce members contributing and reviewing course syllabi as part of recommendations to the THECB.
- Dr. Phillip Davis, Professor of Computer Science and Advanced and Emerging Technology in the Computer Science, Engineering and Advanced Technology Department, will serve as senior researcher for Del Mar College as part of the National Science Foundation grant funded project, "Adapting Spatial Skills Curriculum to On-Line Format for Community College Instruction: A Critical Link to Retain Technology Students." Del Mar College is one of four community colleges across the nation to receive \$80,000 for research supporting this initiative led by the Stevens Institute of Technology in New Jersey and Michigan Technical University. The project will engage STEM students from various DMC departments in the use of spatial thinking activities to increase their ability to visualize, manipulate and solve 3D application problems.
- The National Council of State Boards of Nursing (NCSBN) chose Katherine McClendon, RN and Health Care Coordinator with Career and Community Education, to serve on their three-day Job Analysis panel (Sept. 15-17) in Chicago at their headquarters. While at the NCSBN headquarters, McClendon will assist with creating the next Nurse Aide Exam as part of the council's Item Development Program. Among her responsibilities, McClendon teaches the Certified Nurse Aide Training curriculum, which requires 144 hours of class and clinical work as students learn to master the 22 skills required as part of the curriculum approved by the Texas Department of Aging and Disability Services.
- Ralph Goonan, Publications and Web Marketing Communications Specialist, and Catherine Muñoz-Myers, Publications Specialist, with the College Relations Office were selected as presenters for the National Council for Marketing and Public Relations' 2015 national conference, "Trailblazers Converge!" in Portland, Oregon in March, 2015. Goonan and Muñoz-Myers will provide a breakout session, "From Paper to Paperless: Turning Your Publications into Apps," to share basic tools to turn a publication from traditional to convenient by converting a printed piece into a mobile app. Attendees will learn about the design process as well as how to test the mobile publication and then how to publish the piece.
- Lenora Keas, Vice President of Workforce Development and Strategic Initiatives, represented Del Mar College as part of a panel presentation, "Jobs in the Energy Industry," during the Congressional Hispanic Caucus Institute's 2014 Energy Summit in Washington, D.C., on Sept. 30. The session focused on expanding job opportunities for Latinos in oil and gas industries with panelists discussing job training programs around the country and Latino leadership in this field. U.S. Representative Henry Cuellar facilitated the panel discussion with Keas reporting on the College's Process and Instrumentation Pilot Plant being built with the support of Cheniere Energy, the Type A Board and other industry leaders.
- Del Mar College President, Mark Escamilla, Ph.D., traveled to Oklahoma City on Sept. 29 to accept the National Council for Marketing and Public Relations District 4 Pacesetter of the Year Award. The award recognizes presidents or CEOs at two-year community or technical colleges or district offices who have demonstrated leadership and support in the area of college communications and marketing. Emphasis is placed on accomplishments within the past year. The Pacesetter Award is presented annually in each of NCMPR's seven districts, and district winners are then considered for the national Pacesetter Award. The recipient will be announced in early January and recognized during NCMPR's national conference in Portland, Oregon, in March.
- Congratulations to the Radiologic Technology Program in the Department of Dental & Imaging Technology and Melinda Wren, Director and Assistant Professor of Radiologic Technology, and her team for "maintenance of accreditation for a period of eight years" by the Joint Review Committee on Education in Radiologic Technology. The program was evaluated according to the "Standards for an Accredited Educational Program in Radiography" and received the maximum award of accreditation from the JRCERT. The JRCERT is the only agency recognized by the U.S. Department of Education for the accreditation of traditional and distance delivery educational programs in radiography, radiation therapy, magnetic resonance and medical dosimetry.
- The College Relations Office brought home two Medallion Awards for work entered in the National Council for Marketing and Public Relations District 4 annual competition. The office won a Silver Medallion Award for the "2012-2013 Popular Annual Financial Report" in the College Annual Report category and a Gold Medallion Award for the article "On the Road: Del Mar College's Transportation Training Services Meeting Demands of South Texas" in the Feature Writing category.
- Congratulations for "setting a record" goes to Mary McQueen, Executive Director of Development, Del Mar College Foundation Board of Trustees and volunteers and Development team members, including Amy Towery, Sally Reigle, Natalie Villarreal, Joel Soliz, Elsie Odom, Deborah Johnson, Javier Escamilla, Mary Orf, Mary Lou Whittington and Mary Elizabeth Whited. As of Oct. 17, the Del Mar College Foundation has awarded 1,379 scholarships to 1,141 students for a total of \$1,311,978. McQueen reports this is the highest amount awarded during the Foundation's 30-year history and represents about a 30% increase in the total amount awarded over last year.
- Congratulations to Ida Trompeter, Director of GED/ABE/ESL Instruction, Anne Cunningham, Assistant Dean of Career and Community Education, and Lenora Keas, Vice President of Workforce Development and Strategic Initiatives, for securing the Texas Workforce Commission's two-year Adult Education and Literacy Grant for \$3,495,882 to help residents in a 12-county area to prepare for better lives and better wages. The funds support Del Mar College's GED/ABE (General Education Development/Adult Basic Education) Educational Solutions of the Coastal Bend program with College and partner representatives. The TWC grant runs through June 2016 and will cover instruction for approximately 3,070 individuals needing adult education and literacy services.
- Ida Trompeter, Director of GED/ABE/ESL Instruction secured a \$10,000 Coastal Bend Community Foundation grant that will cover GED testing scholarships, which now cost \$125 for students to take their final exam to earn their high school equivalency. The grant will cover 80 scholarships now through June 2015.
- Kudos to Celia Garza, Business Advisor with the College's Small Business Development Center, for providing exceptional service to young entrepreneur Bella Abastta, who fresh out

of high school sought her own business outside the family business. Garza encouraged Abastta to attend training seminars offered by the SBDC to learn the fundamental business essentials such as start-up, marketing and financial statements. Abastta completed a business plan and three-year financial projection plan that enabled her to obtain a commercial loan. Today, Abastta has realized her dream and operates MOSAIC, a boutique that offers eclectic selections of stylish and trendy women's clothing and accessories thanks to the guidance provided by Garza and the services at the SBDC.

- G.I. Jobs recognized Del Mar College as a "2015 Military Friendly School" in their October 2014 issue. Colleges and universities across the nation are selected based on the best programs and services offered to military and veteran students with over 1,600 included on the list. Del Mar College is one of 106 institutions selected in Texas. Military and veteran students can utilize G.I. Jobs' School Matchmaker online service through GJobs.com. Thanks to the services provided by Tammy Micallef, Director of the Del Mar College Veterans Center, and her team to our current and potential military and veteran students.
- Congratulations to Del Mar College President, Dr. Mark Escamilla on receiving recognition for his community work by two local organizations in November. The Corpus Christi Hispanic Chamber of Commerce presented him with the 2014 "Community Advocate of the Year" award during their 76th Anniversary !Nuestro Exito! Annual Gala and Awards Ceremony. The Westside Business Association also honored Dr. Escamilla with a Leaders Award during their 35th Annual Community Leaders Awards Banquet, "Salute to Leadership: A Celebration of Those Who Serve," with the award reading "In Recognition of Your Outstanding Contribution to Our Community."
- Viking Volunteers—including DMC students Jamiela Allen, Anthony Henley, Denise Mugabe, Ruby Ramos and Stefan Richter, along with College employees Beverly Cage, Director of Student Leadership and Campus Life, and Cheryl Garner, Dean of Student Engagement and Retention—assisted with staffing needs during the Corpus Christi Symphony Orchestra's special event, "Get Down with Motown," featuring the enduring performance group, The Contours, at the American Bank Center Selena Auditorium in October. During the concert and pre-party and post-concert activities, these volunteers delivered impeccable customer service and provided help with guest registration, seating directions, CCSO memorabilia sales and photo opportunities with the musicians, among other tasks needing attention throughout the entire event. 2014-2015 CCSO Board of Directors member and DMC Regent Sandra Messbarger invited the Viking Volunteers to demonstrate that "Viking Spirit" for this special event, so thanks for a "job very well done!"
- The College's Disability Services Office recognized 2014 "Advocates of the Year" for actively serving DMC students with "disAbilities." A committee that included DMC staff and Student Government Association President Denise Mugabe selected the honorees after reviewing nominations. The honorees include Bethany Goralczk and Moriah Hovey with the Math Learning Center, Agnes Lynch with the Mathematics Department, English & Philosophy Department Chair Alan Clark and Music Department faculty member Dr. Scott Hagarty. The award recognizes the significance of these individuals' service by providing meaningful experiences and commitment to the advancement of students with disabilities through advocacy and support.
- Information Technology Department and Stone Writing Center staff collaborated to host "CANVAS on the Coast," a free two-day conference for the Texas Canvas Users Group made up of educators from K-12 schools and colleges and universities across the state. More than 200 individuals attended the conference Nov. 6-7 to learn more about the "Learning Management System" or "LMS" called Canvas, which is a product of Utah-based Instructure and used by institutions across the country. The conference included 26 panels organized into five paths designed to match educators' familiarity with the Canvas software and their goals regarding using the LMS. The company chose Del Mar College to host the second conference, which positions the College as a leader in innovation of online delivery of instruction. Kudos to Chief Information Officer August Alfonso and SWC Director and Professor of English Linda Eubank and their teams for a successful conference!

STUDENTS:

- The following 11 Concert Band students from the Music Department earned a place in the 2014 Texas Community College Band Directors Association (TCCBDA) All-State Band, including Trevor Adams (French Horn), Isaac Balboa (Flute), Eric Cadondon (Bb Clarinet), Lea Colchado (Bb Clarinet), Robert Esquivel (Tenor Trombone), Craig Foster (Tuba), Frank Munoz (Trumpet), Alisa Rodriguez (Alto Sax), Camilo Salinas (Euphonium), James Tolan (Bass Trombone) and Dominic Zambrano (Tuba). These students perform under the direction of Dr. Abel Saldivar Ramirez, Assistant Professor of Instrumental Music, and will attend the Texas Music Educators Association's annual convention this month in San Antonio. These students are among the few selected to perform after providing audition recordings that were professionally evaluated among submittals from hundreds of Texas community college students.
- Ten students from the Music Department's Concert Choir were named to the 2014 Texas Two-Year College All-State Choir after competing against singers from Victoria College and Austin Community College last fall. This month, the DMC students will perform as part of the 200-member chorus during the annual Texas Music Educators Association Convention in San Antonio. The DMC students include Andrew Cady (Bass), Miguel Gutierrez (Bass), Gabriella Hernandez (Alto), Nicholas Lopez (Tenor), Vincent David Pena (Tenor), Belissa Perea (Soprano), Stacy Rendon (Alto), Jordyn Rodriguez (Tenor), Cynthia Shockome (Soprano) and Stephen Stebbins (Tenor). As members of the College's Concert Choir, the students sing under the leadership of Dennis S. Richardson, Assistant Professor of Music and Director of Choral Activities. They also study privately in the studios of Cynthia Longoria and Dr. Raphael Rada, Voice Professors with the Music Department.
- Kudos goes to the Department of Dental & Imaging Technology and the May 2013 Dental Hygiene graduates for a 100% pass rate on the national dental hygiene board examination and the clinical board examination, which is performed on a live patient. Department Chair Dr. David Arreguin also cites this success attributable to full-time and adjunct faculty associated with the program, including Professors Debbie Hughes and Donna Hamil, Assistant Professor Marian Tajchman and Assistant Instructors Eva Sepulveda and Misty Wharton. The 22 graduates include Felixa V. Alvarez, Jennifer A. Cozby, Denisa A. De Leon, Janet Garcia, Ashley M. Gonzales, Israel A. Gonzalez, Alex B. Hartsfield, Iliana Hernandez, Priscilla J.

Herrera, Tracey L. Johnson, Debbie Macias, Maryiela Martinez, Julie A. Matthews, Melissa M. Montalvo, Gabrielle R. Moreno, Kathryn D. Mueller, Socorro D. Tejada, Jannet Villarreal, Jessica R. Villegas, Christina M. Woodd, Ieisha S. Wright and Aimee A. Young.

- Congratulations to Board of Regents member Dr. Nick Adame for his appointment as Chairperson of the National Civil Rights Committee for 2013-2014 by the League of United Latin American Citizens. Under Regent Adame's leadership, 10 other committee members from across the nation and Puerto Rico will carry out LULAC's work to advance the economic condition, educational attainment, political influence, housing, health and civil rights of the country's Hispanic population. Dr. Adame serves as President of LULAC Council 1 in Corpus Christi and provides leadership that serves our local community.
- Radio-Television major Candace Torrez, who will graduate this May, is now a "live" reporter on the KRIS (Channel 6) and KZTV (Channel 10) SUNRISE morning show. For 16 months, she served at KIII (Channel 3) as a production assistant operating cameras and the character generator prior to going "on air" in early March with KRIS/KZTV. A student of Mac Aipperspach, Professor of Radio-Television in the Communications, Languages and Reading Department, Torrez served as a news reader for the Del Mar NOW show since 2012. Her other credits include participating in pageants such as LULAC's Feria De Las Flores competition and as the Miss Corpus Christi representative during the Miss Texas International pageant last year. She is nominated for a Who's Who Among American Community College Students as an active member of the National Honor Society of Leadership and Success.
- Robert Muilenburg, Assistant Professor of Journalism and Foghorn Advisor, and Scott Beckett, Publications Assistant and five Foghorn students—Midori Allen (Associate Editor), Beatriz Alvarado (Journalism major and writer), Kaliegh Benck (Editor-in-Chief), Tera Elwell (Web Editor) and Kelsey Heatley (Managing Editor)—attended the convention. Other students who worked on the winning issue (Dec. 3, 2013) include Jonathan Garcia, Carlos Gonzalez, Mia Hawes, Maria Lara, John Muguerza, Alexandria Rodriguez and Raul Torres, along with recent DMC graduates Cody Bahn and Eddie Puente. Recent DMC graduates Michael Diamante, former Editorial Cartoonist, and Cody Bahn, former Editor-in-Chief, also received awards in Region 8 competition held by the Society of Professional Journalists. Bahn was a finalist for his photo "Playing in the Big Easy" and Diamante earned a first place Mark of Excellence Award for his portfolio submittal in the Editorial Cartooning category, which allowed him to move on to national level competition. Foghorn students also won during the Texas Community College Journalism Association's Division I Contest, earning five first-place awards, three second-place awards, six third-place awards and seven honorable mentions. DMC student Alexandria Rodriguez also was named TCCJA 2014 Journalist of the Year with the honor including a 10-week paid internship at the Corpus Christi Caller- Times this summer.
- Congratulations to three Natural Sciences students who attended the 2014 spring meeting of the Texas Branch of the American Society for Microbiology and brought home Orville Wyss Awards from the student competitions. Jamie L. Vulgamore won First Place in the Oral Presentation Competition on the research topic "Assigning Clusters to Archived Non-sequenced Bacteriophage by Single Gene Amplification." Juan C. Lopez-Johnston won First Place in the Poster Presentation Competition on the research topic "Isolation and Characterization of Two Novel Soil Mycobacteriophages LopTob 1 and LopTob 2." Andrea Alfonso, who is August Alfonso's daughter and the youngest DMC student to win a poster competition, won Second Place in the Poster Presentation Competition on the research topic "Isolation of the Novel Mycobacteriophage Crescent and the Annotation of Gengar." Other DMC students who competed during the Undergraduate Student competitions in New Braunfels are Suzel Alaniz, Alex Andrade, Alia Elkhallil, Anthony Lopez, M. Clayton Speed and Elizabeth Tobias. The nine DMC Natural Sciences students study with Dr. John "Rob" Hatherill, Associate Professor of Biology, and Dr. Daiyuan "Daisy" Zhang, Assistant Professor of Biotechnology, with their projects falling within the REVISION grant.
- Del Mar College's Student Government Association (SGA) leadership brought home awards, titles and responsibilities from the 2014 Texas Junior College Student Government Association (TJCSGA) convention, "Rise Up and Make It Happen," held in Austin, TX in April 2014. Del Mar SGA President, Denise Mugabe won First Place in the poetry contest while DMC student and SGA officer, Payton Jones, was selected as the new TJCSGA Region VI Secretary. The Del Mar College SGA chapter was named runner-up for "Chapter of the Year". TJCSGA membership includes 72 community and junior colleges from across the state and the only student maintained organization in Texas that works to promote the cause of students at the local, regional, state and national levels.
- Nineteen DMC Regional Police Academy graduates under the leadership of Director Stanley Repka all passed the Texas Commission on Law Enforcement (TCOLE) licensing examination on their first attempt to become Basic Peace Officers. The exam consisted of 250 questions covering 33 topics. The graduates' achievement marks a 100% program pass rate for the entire year, along with a 100% first-attempt pass rate on the TCOLE Basic Corrections Officer examination for the last four years. Night class graduates include Lance Cooper (Valedictorian), Rudy Gonzales, Esther Razzo (Salutatorian), Marion Sendejo and Esteban Suarez. Day class graduates include Daniel Briseno (Salutatorian) Eric Cavazos, Adan Garza, Mateo Gonzalez, Michael Gutierrez, Tye Jackson (Valedictorian), David L. Jimenez, Jonathan Jimenez, Carlos Lazo, Jesus Montez, Ronnie Owen III, Caly Perez, Carolina Rosales and Ernest Ruiz.
- Congratulations to the Surgical Technology Program's 2014 graduates, who achieved a 100% pass rate on their first attempt taking the national Certified Surgical Technologist Examination. Under the leadership of Glenn Madden, Surgical Technology Program Director, and Elda S. Garza, Clinical Coordinator, the pass rate on first attempt is a first for the Allied Health Department program. The eight graduates who passed the cumulative exam are now "Certified Surgical Technologists" can work anywhere in the United States. Graduates include Leandra Alvarado, Danielle Berk, Devon Gamez, Vicente Garcia, Deborah Gonzalez, Brandon Harris, Christina Hernandez and Roxanne Ramirez.
- Seven Fire Science Academy students achieved a 100% pass rate on the Texas Commission on Fire Protection exam on their first attempt after the Department of Public Safety Education. The exam runs about three hours and includes 152 written questions, including a skills section that tests three areas randomly selected by the state. The students include Ethan Alvarado, Tyler Bower, Bailee Bryant, Leslie Garza, Gavin Gass, Ashley Parker

and Alan Rodriguez. Congratulations to the students, the Fire Science Academy and Associate Professor/Program Director Walter Thieme and his team!

- Congratulations to the College's competitive speech team, the Vocal Vikings, and Sarah Contreras, Professor of Speech in the Department of Communications, Languages and Reading, for winning Second Place Individual Events Sweepstakes and Second Place Overall Sweepstakes, along with eight additional awards in six categories, during the Newbie Novice Tournament held at Tarrant County College Northeast. The competition was the team's first for the academic year with results as follows: Jordan Bruster, third place in After Dinner Speaking; Jei Jei Kimball, fifth place in Poetry Interpretation; Denise Mugabe, first place in Persuasive Speaking and second place in Impromptu Speaking; Miguel Porfirio, first place in Impromptu Speaking and Programmed Oral Interpretation and second place in After Dinner Speaking; and Anna Romero, third place in Informative Speaking. John Caceres and Imani Peterson also participated during the tournament held in late September.
- DMC Students Andrea Alfonso and Jaime Vulgamore with the Natural Sciences Department's Biotechnology traveled with Dr. Daiyuan "Daisy" Zhang, Assistant Professor of Biotechnology and Dr. Rob Hatherill, Associate Professor of Biology, to Washington, D.C., for the annual National Science Foundation Advanced Technological Education meeting held Oct. 23. The NSF awarded both young scientists an "Award for Excellence" after they presented results from summer research funded through two grants secured by Arts and Sciences Division Dean Dr. Jonda Halcomb—USDA STEP-UP (Science, Technology and Environmental Programs for Undergraduate Preparation to USDA Career Success) and NSF Revision—and the Howard Hughes Medical Institute bacteriophage research they conducted in their biology and biotechnology courses. Drs. Hatherill and Zhang worked diligently mentoring the students in preparation for their poster presentations at the meeting. Alfonso's research, entitled "Purification and isolation of dimeric disintegrins from the venom of Broad-Banded and Trans-Pecos Copperheads and their effects on blood platelets," was conducted at the National Natural Toxins Research Center at Texas A&M University-Kingsville. Vulgamore interned with the U.S. Department of Agriculture's Agricultural Research Services in Maricopa, AZ, with research entitled "Identification of Putative Proteins Interacting with Lipid Droplet Associated-Proteins" and worked expansion of growth after seed germination.
- Eight students from the Music Department's Concert Choir were named to the 2014-2015 Texas Two-Year College All-State Choir after recent auditions. The Del Mar students will participate during the annual Texas Music Educators Association Convention scheduled in February in San Antonio. About 200 students from across the state will attend three days of rehearsals with a final concert showcasing their singing talents. Under the direction of Dennis S. Richardson, Assistant Professor of Music and Director of Choral Studies, Del Mar Concert Choir students selected include Joshua Adams, Florencio Cortez, Steven Garcia, Gabriella Hernandez, Melody Mireles, Christopher Rodriguez, Sarah Silva and Andrea Tovar. Kudos to these eight students for making the All-State Choir.
- The Communications, Languages and Reading Department's Journalism Program and their student publications won awards at the national level with the student literary magazine, The Siren, earning first place for the College Media Association Pinnacle Award. Additionally, Beatriz "Betty" Alvarado, former DMC student and The Siren editor and now a reporter at the Corpus Christi Caller-Times, received a CMA "honorable mention" for Best Magazine Design Spread. Several students attended CMA's National College Media Convention in Philadelphia and participated in onsite competition with the DMC student newspaper, The Foghorn, picking up another award—fourth place for "Best in Show." DMC Journalism students also came home with another 18 awards after competing at the state level against several other Texas community colleges during the annual Texas Community College Journalism Association conference held in Tyler in November. Del Mar students competed against very strong journalism programs at community colleges in Amarillo, Austin, Eastfield, Richland, San Antonio, San Jacinto, Tarrant County and Tyler. Congratulations go to the students and DMC faculty member Rob Mulenburg, Assistant Professor of Journalism, and Publications Assistant Scott Beckett.

Significant Recognitions - 2015:

Number of members in Phi Theta Kappa	109
Number of students eligible for Phi Theta Kappa membership	1295
Number of students in service learning programs	1359
Exemplary programs or citations/Other national recognitions: SIGNIFICANT RECOGNITION'S FOR 2014-2015	
FACULTY AND STAFF:	
<ul style="list-style-type: none"> • District Awards from the National Council for Marketing and Public Relations (NCMPR) • Blue & Silver Award Recipients: John Robert Hatherill, Ph.D, Distinguished Faculty & Gerard Munoz, Distinguished Staff • Ms. Diana Ortega-Feerick, Disability Specialist and Ms. Natalie Villarreal, Alumni Coordinator, were among 40 local residents recognized as 2014 Corpus Christi Under 40 Professionals. CCU40 recognizes the accomplishments of men and women under age 40 who have made significant contributions in their professional fields, whether in education, health care or technology as well as through service in the community • Mr. Pete Salazar, Corpus Christi Fire Department Firefighter II Inspector, received the department's highest honor in January 2015, "CCFD Fire Inspector of the Year". In addition to his duties with the CCFD, Inspector Salazar has served as the College's Fire Inspector with the Environmental, Health, Safety and Risk Management Office since September 11, 2001. The award recognizes his commitment and service to citizens and the City of Corpus Christi as an inspector with the Fire Prevention Bureau. • Rita Hernandez, MA, LPC-S in the College's Counseling Center accepted the position of Lead Counselor. Hernandez is a Licensed Professional Counselor (LPC) and a Texas State Board of Examiners of Professional Counselors approved LPC Supervisor. Among her many credentials, Hernandez received training by the U.S. Department of Defense in Posttraumatic Stress Disorder counseling for Veterans and their families as well as Trauma Focused-Cognitive Behavioral Therapy for individuals who have experienced a variety of traumatic events. • Associate Professor Barbara Dufraim of Computer Science in the Computer Science, Engineering and Advanced Technology Department is one of 11 experts and practitioners on recruiting and retaining women in Science, Technology, Engineering and Mathematics 	

(STEM) education who is providing a one-hour session during a national telesummit for “Women: Empowering Educators to Recruit and Retain More Women in STEM” to address closing the gender gap for women and girls in technology. IWITTS is the only national organization whose sole mission is to provide educators and employers with the tools they need to encourage women to enter and succeed in careers where they are under-represented.

- Catherine Munoz-Myers, Publications Specialist with the College Relations Office won the National Council for Marketing and Public Relations (NCMPR) “Silver Paragon Award” for the “2012-2013 Popular Annual Financial Report” in the College Annual Report category. Paragon Awards were given to winners during the NCMPR’s 40th Anniversary Conference held in Portland, Oregon. NCMPR is the leading professional development organization exclusively serving two-year college communications across the nation and is an affiliate of the American Association of Community Colleges.
- Michael Bratten, Communications Specialist with the College Relations Office, continues to place Del Mar College in the national spotlight. “The Test of a Lifetime”, Bratten’s story about December 2014 graduate Randal Chisamore, Jr, who overcame a brain injury before attending Del Mar College, has landed on the pages and websites of national higher education publications. Placement includes the American Association of Community College’s online publication, Community College Daily, and Community College week.
- Ms. Mary Lou Whittington and Ms. Mary Whited were recipients of the Non-Exempt’s “Circle of Pride” Award.
- Mr. Robert Mirabal, received a “Certificate of Recognition” from the Association of Procurement Technical Assistance Centers (APTAC).
- Del Mar College Regent, Mr. James “Jim” Boggs, AIA, received a special recognition from the Architectural Technology Program with the Industrial and Technology Education Program. The program held their annual Convocation at the historic Ritz Theater as part of the May downtown Art Walk with students exhibiting designs judged by local architects. Among an awards presentation, Regent Boggs was recognized for his service to Del Mar College between 1966 and 1986 as a former department chair and initiating the architectural program at Del Mar College.
- August Alfonso, Chief Information Officer for Del Mar College, presented and served as a panelist during the 2015 Kurogo HigherEd Conference held at the University of Notre Dame in Indiana. Over 50 institutions attended and shared their experiences in how mobile apps are transforming their university or college. Del Mar College was the only community college represented at the conference. Alfonso reported that several Ivy League schools and a few international universities attended. Alfonso spoke about “mobile strategy” and the technology necessary to take institutions mobile. He was proud to have Del Mar College known as a leader in mobile strategy.
- Ms. Tina Y. Butler, Executive Assistant to the President, received the HIALCO Neighborhood Council’s “Community Service Award”. The Council held their awards banquet to honor Women and Seniors in the Community. Ms. Butler was recognized for her tireless efforts serving Corpus Christi and Coastal Bend communities, her willingness to always lend a helping hand and her promotion of Del Mar College programs and services wherever she is. Ms. Butler was not present to receive her award first-hand because she traveled to Dallas, TX for the annual Texas Junior College Student Government Association (TJCSGA) Convention with the Del Mar College, Student Government Association where she serves as co-advisor. Butler assisted the Del Mar SGA students with composing resolutions for submission regarding common course numbering and guns on campus.
- Mrs. Beverly Cage, Director of Student Leadership and Campus Life, was selected as the Texas Junior College Student Government Association’s “Advisor of the Year” and also became a member of the TJCSGA’s Advisor’s Association during the “Ignite to Unite” Conference with 72 colleges and over 500 students held in Dallas, TX. During the convention, the College’s SGA chapter competed in several competitions and developed resolutions regarding common course numbering and guns on campus that were agreed upon by all 72 colleges as a collective concern.
- Dr. Tammy Donaldson, Reading Instructor with the Communications, Languages and Reading Department, received the Student Reading Council (SRC) at Texas A & M University-Corpus Christi (TAMU-CC) Literary Award for her dedication in promoting literacy in the community through her work with and leadership in various organizations. Dr. Donaldson, graduated in spring 2013 from TAMU-CC with her Doctor of Philosophy in Curriculum and Instruction-Literacy Studies. She is active in several professional organizations and serves as President-Elect of the Corpus Christi International Reading Association. She is also involved with the Association of Literacy Educators and Researchers, the National Association of Developmental Education and the International Literacy Association.
- Kelly White, Director of Environmental Health, Safety and Risk Management, traveled more than seven thousand miles with a group from the Annville Baptist Church to the town of Nahariya in Israel. The church’s pastor and a handful of the congregation helped raise more than \$130,000 to renovate bomb shelters for residents living in Nahariya. Crews worked to paint and plaster each bomb shelter at a cost of \$20,000 to repair.
- Dr. Mark Robbins, Associate Professor of History with Del Mar College’s Social Sciences Department, and Dr. Christine Reiser-Robbins, Assistant Professor of Anthropology with Texas A & M University-Kingsville’s Department of Psychology and Sociology, received a \$1,050 Oral History grant from Harvard University’s Schlesinger Library with the Radcliffe Institute for Advanced Study. “The Robbins” project, “Recording the Voices of Women in South Texas Hispanic Farm Labor Communities 1930”, will be placed in the Schlesinger Library for researchers worldwide to view. The Arthur and Elizabeth Schlesinger Library on the History of Women in America invites scholars to conduct oral history interviews relevant to the history of women or gender in the United States to apply for financial support of their research projects. The research project for the grant is July 1, 2015 through June 30, 2016.
- Del Mar College Music Professor William “Bill” Lipman and local businessman Dean Johnson, President of the Eagle Foundation Repair, joined forces to hold a fundraiser to supplement the new Chief Floyd Simpson Memorial Scholarship established through the Del Mar College Foundation by the Ed Rachal Foundation, which donated \$100,000 to honor the late Corpus Christi Police Department Chief and support the DMC students majoring in the College’s Criminal Justice and Police Science programs. The event raised \$1,045 through sales of lunch plates and donations. Sixteen donors contributed an additional \$10,320 toward the scholarship fund.
- Dr. Phillip Davis, Professor of Computer Science, Engineering and Advanced Technology, was named among U.S. team members to receive the GeoForAll Educator of the Year Team Award from the Free and Open Source Software for Geospatial (FOSS4G) organization, which brings together FOSS4G users and developers worldwide to foster closer interactions across

Europe to improve geodata, software and applications openness. The award is the final result of a four-year initiative through the National Information Security & Geospatial Technologies Consortium made up of seven institutions, including Del Mar College and a \$20 million U.S. Department of Labor grant supporting initiatives at each school. Dr. Davis noted that this project built an internationally recognized curriculum now used globally to educate Geographic Information Systems (GIS) workers, trained 7,000 learners in Massive Open Online Courses (MOOCs) and will be launching the GeoAcademy.

- The Information Technology (IT) – Geographic Information Systems (GIS) Essentials Program graduated their fifth and final cohort, including 12 certificate/badge recipients and 10 participants who received badges for accelerated coursework they completed. Under the guidance of John “JJ” Nelson, GIS Instructor and former NISGTC Outreach Coordinator, the program served 134 Coastal Bend recipients overall as part of the \$20 million U.S. Department of Labor Employment and Training Administration grant shared by seven institutions to form the National Information Security & Geospatial Technologies Consortium.
- Dr. Leonard Rivera, Director of Outreach and Off-campus Programs, joined the Executive Board of Citizens for Educational Excellence (CEE), which serves as the lead organization for the region’s P-16 Council called Education Employment Partners. CEE focuses on improving education by bringing people, information and resources together.
- Carlos Garanzuay, College Relations Coordinator and U.S. Air Force veteran, developed a recognition pin that identifies faculty and staff as veterans and introduced a new Student Veterans Mentoring Program as part of the patriotic observances in July. This initiative is a concept developed to connect the student veteran population with College employees as they transition or adjust to college life.
- The Corporate Services team graduated seen participants of the Pathways Internship Program for Electroplating, a program that provides on-the-job training by the Corpus Christi Army Depot (CCAD) with onsite instruction by Del Mar College. The graduates were: Alex Antonelli, Tracy Enriquez, Joseph Garcia, Marco Garcia, Ryan Garcia, Trevor Huls and Gerardo Salazar. The interns completed 330 hours, or 33 Continuing Education Units, as part-time CCAD workers before receiving their certificates of completions. Assistant Dean, Dan Korus and Corporate Services Director, Kiwana Denson with Career and Community Education oversaw the collaboration.
- Sally Reigle, CFRE and Development Coordinator, and Natalie Villarreal, Alumni Coordinator, and other staff members in the Office of Development assisted with the Del Mar College Foundation collaborating with LNV Inc to hold their Second Annual, “Stringers for Scholarships” Fishing Tournament. The event attracted nearly 50 teams and raised over \$38,000 to assist DMC students with pursuing their dreams through scholarships.
- The Del Mar College Mexican-American Studies Program held their second summer seminar to provide the community with a free opportunity to see what the associate degree program offers. The two-day seminar presented sessions ranging from literature, music, art and the humanities to history, politics and the Spanish language.
- Del Mar College provided expertise in communications/media relations and development/advancement during the Council for Advancement and Support of Education (CASE) District IV Summer Mini Conference, “Come Padre, Compadre!” at South Padre Island. Melinda Eddleman, Associate Director of Media Relations, and Jay Knioum, Associate Director of College Relations, presented “Stop, Drop and Text”, a case study covering how College Relations managed crisis communications efforts to ensure key audiences “got the right message” when the Corpus Christi Police Department used East Campus parking lots as a staging area to address an armed individual barricaded across the street.
- Director, Sushil Pallemoni, Institutional Research staff was recognized for his hard work in putting together the College’s “Statistical Profile”.
- Dr. Rito Silva was selected at the College’s new Associate Vice President of Student Affairs.
- Collegiate High School (CHS), a collaboration of the Corpus Christi Independent School District (CCISD) and Del Mar College, earned a Bronze Medal ranking from U.S. News and World Report, magazine in its list of Best High Schools in the nation. This places the school among the highest-performing schools nationally based on state exam performance. This academic year, the CHS will celebrate its 10th Anniversary and Royals accomplishing admirable academic achievement and graduation rates, along with scholarship attainment for transfers to complete bachelor’s degrees. Congratulations to Dr. Roland Hernandez, CCSID Superintendent and Dr. Tracie Rodriguez, Principal of CHS and Harold T. Branch Career Academy for the school’s national recognition for academic performance.
- The Society of Advancement of Chicanos/Hispanics and Native Americans in Science (SACNAS) published an article by Dr. R. Deborah Overath, Project Director for REVISION (Revising Science Education with Vision), a National Science Foundation Advanced Technological Education funded project in the Natural Sciences Department. “Setting the Foundation for Success: Undergraduate Research at Community Colleges” emphasizes that with more than 50 percent of Hispanic and Native American undergraduates enrolled at community colleges, research experiences early in their college years leads to persistence in learning.
- The Government Finance Officers Association (GFOA) recognized Del Mar College’s Popular Annual Financial Report (PAFR) for the 2013-2014 fiscal year with an Outstanding Achievement Award for Popular Annual Financial Reporting. Congratulations to Dr. Lee Sloan, Chief Financial Officer and Vice President of Operations, Jessica Alaniz, Assistant to the CFO and Vice President of Operations and Catherine Muñoz-Myers, Publication Specialist with the College Relations Office.
- Del Mar College Board of Regent, Carol A. Scott was appointed to the Board of Directors on the Community College Association of Texas Trustees (CCATT). Regent Scott will represent the large college sector in the South Texas region. Regent Scott will serve on the association’s Strategic Planning Committee, which is tasked with outlining goals to improve student success statewide by eliminating barriers and focusing on college completion.
- Del Mar College President, Dr. Mark Escamilla, was named “Education Visionary Honoree” for the Minority Advancement Project of Texas (MAP) inaugural Black Tie & Boots Gala. The charitable gala raise funds to help expand the mission of MAP of Texas throughout the Coastal Bend Community. Former U.S. Congressman, Solomon P. Ortiz and State Representative, Solomon P. Ortiz, Jr. launched the project in 2011 in an effort to serve disconnected youth in the Corpus Christi area. MAP has partnered with Del Mar College, West Oso ISD and Housing & Community Services to offer unique educational experiences.
- Attorney Augustin “Augie” River, Jr. joined the Del Mar College Executive Team as a full-time in-house legal counsel. He has assisted the College and Board of Regents with legal issues for 11 years and his experience with higher education law spans topics ranging from civil rights, constitutional and privacy law and public information to contract and business, real

estate, construction and insurance issues.

- Professor of Stage Band and Guitar, David Irving, received the Robert J. Rogers Lifetime Achievement Award, the highest honor bestowed by the national men's music fraternity Phi Mu Alpha Sinfonia. The award was created to honor fraternity members who have dedicated their lives to Sinfonia, primarily at the local and regional levels. Irving received the lifetime achievement award during Phi Mu Alpha Sinfonia's 55th national conference in New Orleans in August 2015.

- Dr. Olivia Lopez, LMSW, an Adjunct Instructor who teaches Social Work in the Social Sciences Department and was the recipient of the National Association of Social Workers (NASW) Texas "Courage in Social Work" Award. The award is periodically given to a NASW member who goes above and beyond for the welfare of clients or the profession. NASW Texas officials note that this award is given to exceptional social workers who speak out against injustice, corruption, inhumane treatment or other practices and situations that violate the association's code of ethics and human rights.

- The Del Mar College Viking Alumni Association names six people for its Blue and Silver Spectacular Award 2015. The individuals are Distinguished Staff, Dr. Leonard Rivera, Director of DMC Off-Campus Programs; Distinguished Faculty, Chris Black, Associate Professor of Emergency Medical Services Profession; Distinguished Friend, Todd M. Walter, DMC Foundation Board of Trustees member and former Del Mar Board of Regent; Young Alumni, Michelle Hinojosa, Executive Assistant with LNV Inc.; Distinguished Alumni, C. Michelle Unda, Human Resources Public Affairs Representative for NuStar Energy; and Outstanding Alumni, Dr. Nicholas Adame, DMC Board of Regent and chiropractor.

- Texas Legislature Senator Juan "Chuy" Hinojosa, D-20, thanked for his generous donation of a \$15,000 endowed scholarship fund to support DMC students. Senator Hinojosa reached out to his supporters and friends to raise funds for his endowment fund to support institutions in Senate District 20 instead of holding events as part of his designation of "Governor for a Day".

- Del Mar College Regent Elva Estrada received the 2015 Estrellas de Tejas Award as a Corpus Christi representative with the Hispanic Women's Network of Texas (HWNT). The organization honored regional chapter members from across the state during a luncheon in Houston, TX.

- Mrs. Beverly Cage, Director of Student Leadership and Campus Life, recognized by the National Society of Leadership and Success (NSLS) for her "outstanding achievements", specifically her dedication and commitment to effectively motivate society student members to attain individual goals, demonstrate leadership and continually strive for success. NSLS President Charles Knippen noted in his letter that "Beverly's involvement not only improved student leadership skills and helped prepare students for success in the real world, but her desire to hold members to a high standard of leadership helped to solidify Del Mar College's chapter as an example to other across the country".

- Mary McQueen, Executive Director of Development and Claudia Jackson, Executive Director of Strategic Communication and Government Relations, earned "Stellar Speaker" honors at the Council for Advancement and Support of Education for Community College Advancement. The two administrators presented "Courting College Voters", which covered the careful tap dance institutions officers must execute between communication and advocacy in planning and conducting a successful bond election.

- The Del Mar College Disability Services Office recognized seven 2015 "Advocates of the Year" for actively serving student with "disAbilities". The honorees include Adjunct Instructors Robert Miranda and Emily Shearer Stewart with the English and Philosophy Department; Reading Instructor Dr. Tammy Donaldson, Natalya Engelsen, a student work study with the Disability Services Office; Jane Haas, with the Institutional Research Office; Music Department faculty member, Roger Peterson and Jeanette Swafford with the Mathematics Department. The award recognizes the significance of these individuals' service by providing meaningful experiences and commitment to the advancement of students.

- Del Mar College Board of Regent Sandra Messbarger and Development Office's Alumni Coordinator Natalie Villarreal received recognition by the Corpus Christi Chapter of the Hispanic Women's Network of Texas for their impact in the community. Both Regent Messbarger and Villarreal were honored for their work at the 17th Annual Las Estrellas Gala and fundraiser, "Spotlight on the Stars".

- Del Mar College's Office of College Relations, brought home 10 Medallion Awards from the National Council for Marketing and Public Relations (NCPMR) District 4 Conference. CRO staff won three Gold Medallion Awards in the TV/PSA (single), Interior Signage/Displays, and Electronic College Annual Report categories; five Silver Medallion Awards in the Radio Ad/PSA (series), TV Ad/PSA (series), Annual Report/Division B, Foundation Annual Report, and Wild Card categories; and two Bronze Medallion Awards in the TV Ad/PSA (single) and Postcard categories.

- Tammy Micallef, Director of College Veterans Center, earned Del Mar College two designations for its service to student veterans. For a third time, Military Advanced Education & Transition (MAE&T) selected Del Mar College as "Top School" for the 2016 Guide to College & Universities. DMC was among a record number of colleges providing information that made MAE&Ts endeavor "the most comprehensive research tool for service members, education services officers and transition officers." Additionally, and for a fourth time, Del Mar College earned a 2016 "Military Friendly Schools" designation and inclusion in G.I. Jobs' guide for service members and their families that provide transparent, data-driven ratings about post-military education and career opportunities.

- Dr. Mark Robbins, DMC Associate Professor of History and Dr. Christine Reiser-Robbins, Assistant Professor of Anthropology at Texas A & M University-Kingsville congratulated for their role in the dedication of a new Texas historical marker for the old Robstown Labor Camp on October 26, 2015 by the Texas Historical Commission Undertold Marker Program. The program supports the placement of historical markers covering topics that are underrepresented among Texas historical markers. The process involved looking through standard historical sources, old newspapers, government records and oral history interviews which were facilitated with the help of the Robstown Area Historical Museum, Nueces County Commissioner Oscar Ortiz and others.

- Diana Ortega-Feerick was hired as the new position as Assistant Dean of Student Engagement and Retention. Feerick will serve as the primary support for the Student Engagement and Retention Office and have oversight of the student case management process, first point of contact for students issues related to student conduct and provide direct service addressing students of concern.

- Dr. Adelfino "Fino" Palacios, Professor of Business Administration and Coordinator for Del Mar College's Accounting Program in the Business Administration Department honored as the Dr. Aileen Creighton Award for Teaching Excellence 2015 recipient. Palacios is the 14th

recipient of the award which the college first established in 2002 and named the honor for Dr. Aileen Creighton, Dean Emeritus of Arts and Sciences. The award represents the late educator's legacy as a "master teacher" and serves as the benchmark faculty must emulate to receive the honor.

STUDENTS:

- William Stone, a DMC who was enrolled in Dr. Tammy Donaldson's Integrated Reading and Writing Course in Fall 2014, won the YWCA's Racial Justice Committee Essay Contest in commemoration of Martin Luther Kings, Jr., Day. Students' final writing assignment incorporated guidelines set by the contest, which allowed them the option to enter their work for an opportunity to win a \$100 scholarship. Stone's poem about social justice, "Freedom Beneath His Hat" was read at the YWCA's 2015 Racial Justice Forum.
- Music Department students, faculty and members of the Corpus Christi Symphony Orchestra at Del Mar College performed during pageant at the 33rd Annual Boar's Head and Yule Log Festival. The pageant follows the English tradition established by Queen's College during the Middle Ages. The annual event includes nearly 200 performers from across the Coastal Bend. Del Mar College, Board of Regents Chair, Mr. Trey McCampbell, coordinates the festival as Chair of the Boar's Head Guild and Dennis S. Richardson, Director of the Del Mar College Choral Activities served as Music Director for the pageant. The following Del Mar students participated: Sarah Bentacourt (recorder and vocalist), Jordan Bruster (Madrigal vocalist), Susana Diaz Lopez (recorder and vocalist), Robert Esquivel (trombone), Kevin Lopez (handbells, recorder and vocalist), Frank Munoz (trumpet) and Celeste Wilmont (violin). Adjunct faculty members who participated in the community orchestra were: Julie Howard (harp) and Ouida Bliss Richardson (handbells and vocalist)
- In February 2015, the Del Mar College Forensic Team, The Vocal Vikings, and Sarah Contreras, Professor of Speech Communications and Director of Forensics attended the Texas Intercollegiate Forensics Association (TIFA) Championship Tournament at Texas A & M University. Six Del Mar College students: John Caceres, Elias Chahin, "Jei Jei" Kimball, Denise Mugabe, Miguel Porfirio, and Kendra Womack attended the competition. Denise Mugabe became the first Del Mar College student named to the "TIFA's All State Forensic Squad". Students awarded this honor are nominated and voted on by the officers of TIFA and must meet stringent criteria for selection. Additionally, Miguel Porfirio, won second place with his Program of Oral Interpretation. Overall, 18 colleges and universities were represented during the competition which included Howard Payne University, Lone-Star College-North Harris, Rice University, Texas State University and The University of Texas at Austin.
- Students in the Music Department competed against one another to win solo performances in the Music Department's free Honor Recitals. Seven students earned their place to perform during the event. The students, along with their faculty mentors, include pianist Bo Ra Cho (David Sutanto), percussionist Conner Church (Neil Sisayhoat), guitarist Jesse De Los Santos (Philip Hii), mezzo-soprano Gabriella Hernandez (Cynthia Longoria), guitarist Michael Maceda (Philip Hii), flutist Luz Romero (Joy Kairies) and euphonium player Camilo Salinas (Donald Pinson).
- Two vocal students with the Music Department distinguished themselves in the National Association of Teachers Singing competition. Roberto Garza earned second place in the Adult Advance category and Gabriella Hernandez placed third in the Freshmen Women category. Garza is a student of Associate Professor Raphael Rada and Hernandez is a student of Associate Professor Cynthia Longoria.
- The Del Mar College Student Government Association (SGA) attended the "Unite to Ignite" Convention in Dallas, TX. During the convention, the College's SGA chapter competed in several competitions and developed resolutions regarding common course numbering and guns on campus that were agreed upon by all 72 colleges as a collective concern. The SGA Chapter was also selected to represent Region VI as Vice President and Parliamentarian for which DMC representatives will be selected during the SGA elections. Colleges holding regional Vice President positions are responsible for organizing spring conferences.
- Denise Mugabe, President of the Del Mar College Student Government Association and a Business Major, was selected and awarded a \$3,500 scholarship by the Fund for American Studies (TFAS) to participate in the "Live, Learn, Intern Program", the Ultimate DC experience. Mugabe participated in the Business & Government Affairs Internship program in Washington, DC and lived on the campus of George Washington University's campus. She also earned between three to nine academic credits at George Mason University, where all classes were taught, as well as participated in a non-paid internship program working 30-hours per week.
- Del Mar College journalism students attended the 2015 Texas Intercollegiate Press Association (TIPA) Convention and brought home 25 TIPA awards under the leadership of Journalism Assistant Professor Robert Muilenburg and Journalism Lab Assistant Scott Beckett with the Communications, Languages and Reading Department. Noted as "the biggest competition of the year where they compete against several two- and four-years schools in the state" Del Mar students vied against other journalism majors. The Del Mar College Journalism Program produces the student newspaper, The Foghorn, and student literary magazine, Siren. Other awards include first place for Special Section for the 2014 Spring Break and honorable mention for Best in Show for the Foghorn and second place for the Best Web Site Navigation for Foghornnews.com.
- Del Mar College student, Vivien Sanchez, Co-Editor in Chief of the Del Mar Foghorn newspaper won a \$400 Mike Warns Memorial Community College Scholarship. Ms. Sanchez also received honorable mention and third place for Literary Magazine Feature Story.
- The following Del Mar College students were award winners at the 2015 Texas Intercollegiate Press Association (TIPA) Convention: Raul Alonzo, former staffer and now a designer at the Caller-Times as first place recipient for General Column; Beatriz Alvarado, former staffer and now a Caller-Times reporter as honorable mention recipient for Feature Page Design; Miranda Amey, Collegiate High School student and reporter as honorable mention recipient for Poetry; Kaleigh Benck, former Editor-in-Chief who was named Two-year Designer of the Year and third place recipient for Headlines; Tera Elwell, former staffer and recent graduate as Two-Year Photojournalist of the Year, first place recipient for Literary Magazine Photo Essay and honorable mention recipient for Feature Photo; Megan Falcon, Web Editor as first place recipient in live TV Advertising competition; Reporter Jonathan Garcia, reporter and honorable mention recipient for Critical Review for his movie review on "Robocop"; Carlos Gonzalez, former staffer and recent graduate as second place recipient for Sports News Story; Kira Hays, Co-Editor-in-Chief as third place recipient for Op/Ed Page

Design; Emily Jasso, artist and honorable mention recipient for Editorial Cartoon and Literary Magazine Illustration; Steven Martinez, reporter and third place recipient for News Photo; John Muguerza, reporter and honorable mention recipient for Sports Column; Amber Quaid, former Managing Editor and now a university student as first place recipient for Literary Magazine Feature Photo, honorable mention recipient for Sports News Story and third place for Sports Action Photo; and Victoria Trevino, reporter and second place recipient for Literary Magazine Photo Essay.

- Students with the Del Mar College Alpha Beta Psi chapter of Alpha Beta Gamma (ABG), the international business honors society, distinguished themselves at the National Leadership Conference in Little Rock, Ark., last month. Jose Ontiveros, DMC chapter Secretary, was elected to serve on the ABG National Executive Committee and then was selected to serve as Secretary of the executive board. Olga Gonzalez, Vice President of Del Mar ABG, received the Eva Bobrow Memorial Medallion of Excellence Award. Gonzalez, Ontiveros and Salem Saoud gave a presentation covering the "Impact of VITA on the Community's Economy and on Student Learning" in conjunction with speeches about their learning experiences. The students provided valuable information about obtaining grant funding for VITA program, which is a tax preparation service for low-income taxpayers. Saoud also competed for the Vice President position and gave a great motivational campaign speech. Business Administration department faculty members Janie Blankenship and Dr. Neetu Kaushik attended the conference as sponsors.

- Five Del Mar College students received financial assistance during a Student Gift Card Reception held by the College's TRiO Student Support Services and the American Association of University Women-Campus Christi Chapter. Students who received the gift cards are Nursing major, Paulina Irish, Psychology major, Elizabeth Lopez, Diagnostic Medical Sonography major, Jinsook Maeng, Addiction Studies major, Dee Dee Silguero and Nursing major, Melinda Siotos. Recipients were selected based on their dedicated use of available TRiO Student Support Services. Congratulations to Tamatha Gilbert, TRiO Student Support Services Director, for maintaining a successful partnership with the American Associate of University Women.

- Del Mar College Biotechnology major, John Ramirez, won an honorable mention for his poster covering the detection of riboswitches in mycobacterial viruses during the Howard Hughes Medical Institute's Seventh Annual SEA-PHAGES (Science Education Alliance-Phage Hunters Advancing Genomics and Evolutionary Science) Symposium. Ramirez was the only community college student to win an award during the conference held in Virginia, which drew competitors from across the nation. Ramirez studied under the mentorship of Dr. John "Rob" Hatherill, Associate Professor of Biology, and Dr. Daiyuan "Daisy" Zhang, Assistant Professor of Biotechnology.

- Eight cadets from the Public Safety Education Department's Regional Fire Academy under the leadership of Academy Director and Associate Professor of Fire Science Walter Thieme, Assistant and Assistant Instructor Chief Michael Schmidt successfully passed the state licensing examination on their first attempt. The cadets are: Chris Burkardt, Zack Cox, Steven Gallagher, Elvis Garza, Matt Kriegel, Joslyn Maldonado, Colin Schmidt and Forrest Whitaker.

- The Kappa Chi Chapter received the Phi Mu Alpha Sinfonia's Charles E. Lutton Province Merit Award as the first chapter chartered by a community college and now currently the fraternity's only active community college chapter. The Del Mar Chapter has won the award five times. The Kappa Chi Chapter includes Steven Garcia, Province Governor Matthew Trevino, Luke Alvarado, David Vincent Pena, Jeremy Pansano, Andrew Cady, Aurelio Villarreal, Adrian Sanchez, Juan Villanueva, Joshua Adams, Stephen Stebbins, Estevan Espinosa, Frank Perez and Tommy Cantu, under the leadership of Professor of Stage Band and Guitar, David Irving. Phi Mu Alpha Sinfonia is the world's oldest and largest secret national fraternal society in music.

- Congratulations to this year's Student Government Association (SGA) leadership, including Business major, Ericha Kemm as President, Education major, Payton Jones as Vice President, Liberal Arts major, Victoria Aguirre as Secretary, Business major, Blanca Canales as Treasurer, Political Science major, Adam Gongora as Parliamentarian and Deaf Studies major, Jerri Ann (Annie) Gonzalez as Communication Officer. Co-advisors for SGA are Beverly Cage, Director of Student Leadership and Campus Life and Tina Y. Butler, Executive Assistant to the President. SGA functions as the crucial link between Del Mar College's student body and College administration and faculty. It acts to improve the quality of student life and educational experience by serving as an advocate for all DMC students' issues and concerns.

- Seven student from the Music Department's Concert Choir were named to the 2015-2016 Texas Two-Year College All-State Choir after recent auditions, under the direction of Dennis S. Richardson, Assistant Professor of Music and Director of Choral Studies. The students selected were: Sarah Betancourt, Karen Colchado, Ryan Davila, Steven Garcia, Christopher Rodriguez, Bianca Sanchez and Stephen Stebbins II. Additionally, Edward Ramirez, Cynthia Shockome and Andrea Tovar were selected as alternates. The students will participate during the annual Texas Music Educators Association Convention scheduled for February 2016. Approximately 200 students from across Texas will attend three days of rehearsals with a final concert showcasing their singing talents.

- The Vocal Vikings under the direction of Sarah Contreras, Professor of Speech, participated in a speech tournament held in Houston, TX at San Jacinto College. During the competition, DMC student Miguel Porfirio, won fourth place in Programmed Oral Interpretation while a large percentage of the college's other team members were "Next Out", meaning missing making the finals by only one point. Del Mar team members who competed against 13 other higher education institutions from across the state included Clark Apusen, John Caceres, Brittany Claramunt, Breanne Johnson, Elizabeth Keys, Hilda Lamas, Lennon Mendiola, Miguel Porfirio, and Ellie Silva.

- Del Mar College's Phi Theta Kappa was recognized for their involvement and activities on campus on the Phi Theta Kappa's national website.

Institutional Efficiency and Effectiveness - Key Measures

Institutional Support

31. Institutional support as a percent of total operating expenses.

	FY 2000	FY 2014	FY 2015	Point Change FY 2000 to FY 2015
Institutional support as a percent of total operating expenditures	N/A	19.9%	18.5%	N/A

Tuition and Fees

32. Tuition and fees for 30 SCH.

	FY 2000	FY 2015	FY 2016	Percent Change FY 2000 to FY 2016
Tuition and fees for 30 SCH in two semesters	\$1,018	\$2,914	\$2,914	186.2%

Institutional Efficiency and Effectiveness - Contextual Measures

33. Faculty

	Fall 2000	Fall 2013	Fall 2014	Percent Change Fall 2000 to Fall 2014
Full-Time Total*	297	199	183	- 38.4%
Race/Ethnicity				
White	207 (69.7%)	143 (71.9%)	125 (68.3%)	- 39.6%
African American	10 (3.4%)	7 (3.5%)	7 (3.8%)	- 30.0%
Hispanic	70 (23.6%)	41 (20.6%)	41 (22.4%)	- 41.4%
Asian	8 (2.7%)	5 (2.5%)	7 (3.8%)	- 12.5%
International	0 (0.0%)	2 (1.0%)	2 (1.1%)	N/A
Other	2 (0.7%)	1 (0.5%)	1 (0.5%)	- 50.0%
Gender				
Male	150 (50.5%)	109 (54.8%)	102 (55.7%)	- 32.0%
Female	147 (49.5%)	90 (45.2%)	81 (44.3%)	- 44.9%
Part-Time Total*	295	314	324	9.8%
Race/Ethnicity				
White	210 (71.2%)	177 (56.4%)	180 (55.6%)	- 14.3%
African American	7 (2.4%)	7 (2.2%)	5 (1.5%)	- 28.6%
Hispanic	71 (24.1%)	97 (30.9%)	96 (29.6%)	35.2%
Asian	5 (1.7%)	11 (3.5%)	12 (3.7%)	140.0%
International	0 (0.0%)	4 (1.3%)	8 (2.5%)	N/A
Other	2 (0.7%)	18 (5.7%)	23 (7.1%)	1050.0%
Gender				
Male	153 (51.9%)	142 (45.2%)	148 (45.7%)	- 3.3%
Female	142 (48.1%)	172 (54.8%)	176 (54.3%)	23.9%

*Hispanic faculty members, except international ones, are counted as Hispanic. Faculty who are "Multi-Racial one of which is African American" are included with the African American faculty. Asian includes Asian, Hawaiian, and Pacific Islanders. "Other" includes American Indian, Alaskan Native, Unknown, and two or more races, excluding African American. International faculty are shown as a separate category.

	Fall 2000	Fall 2013	Fall 2014	Percent Change Fall 2000 to Fall 2014
34. FTE Student/FTE Faculty Ratio	15:1	20:1	20:1	33.3%

	Fall 2000	Fall 2013	Fall 2014	Percent Change Fall 2000 to Fall 2014
35. Contact Hours	1,798,168	1,861,664	1,800,984	0.2%
Taught by full-time faculty	74.3%	64.7%	64.1%	- 10.2
Taught by part-time faculty	25.7%	35.3%	35.9%	10.2

Institutional Efficiency and Effectiveness - Finance Measures


Finances per FTE Student

36. Funds by source divided by full-time equivalent students

	FY 2000	FY 2014	FY 2015	% Change FY 2000 to FY 2015
Total revenues per FTE student	N/A	14,967	14,430	N/A
State funds per FTE student	N/A (N/A)	3,104 (20.7%)	3,347 (23.2%)	N/A
Local funds per FTE student	N/A (N/A)	7,481 (50.0%)	6,345 (44.0%)	N/A
Tuition and Fees per FTE student	N/A (N/A)	1,537 (10.3%)	1,583 (11.0%)	N/A
Federal revenue per FTE student	N/A (N/A)	2,845 (19.0%)	3,155 (21.9%)	N/A

37. Expenditures per full-time equivalent students 


	FY 2000	FY 2014	FY 2015	% Change FY 2000 to FY 2015
Total expenditures per FTE student	N/A	12,026	13,178	N/A
Instructional expenditures per FTE student	N/A (N/A)	5,038 (41.9%)	5,301 (40.2%)	N/A
Institution Support expenditures per FTE student	N/A (N/A)	2,393 (19.9%)	2,443 (18.5%)	N/A
Academic Support expenditures per FTE student	N/A (N/A)	799 (6.6%)	901 (6.8%)	N/A

38. Financial Viability Ratio 

	FY 2003	FY 2014	FY 2015	Point Change FY 2003 to FY 2015
Financial Viability Ratio	N/A	1.46%	0.95%	N/A

For more information on community college finances, go to the Community College Annual Reporting and Analysis Tool (CARAT) at: <https://www1.thecb.state.tx.us/apps/CARAT/>

Success Points

	FY 2013	FY 2014	FY 2015	% Change FY 2013 to FY 2015
39 Success Points 				
Annual Success Point Total	13,714.5	13,720.0	14,281.3	4.1%
Math Readiness	112.0	132.0	374.0	233.9%
Read Readiness	35.5	49.0	161.5	354.9%
Write Readiness	46.5	36.5	72.0	54.8%
Students Who Complete 15 SCH	2,675.0	2,724.0	2,845.0	6.4%
Students Who Complete 30 SCH	1,910.0	1,750.0	1,803.0	- 5.6%
Students Who Transfer to a 4-Year Institution	1,780.0	1,630.0	1,644.0	- 7.6%
Students Who Pass First College-Level Math Course	1,435.0	1,478.0	1,699.0	18.4%
Students Who Pass First College-Level Read Course	1,096.0	1,108.0	1,275.5	16.4%
Students Who Pass First College-Level Write Course	1,075.5	965.5	1,039.0	- 3.4%
Degrees, Core Curriculum or Certificates (Unduplicated)	2,730.0	3,064.0	2,502.0	- 8.4%
Degrees or Certificates in Critical Fields	819.0	783.0	866.3	5.8%