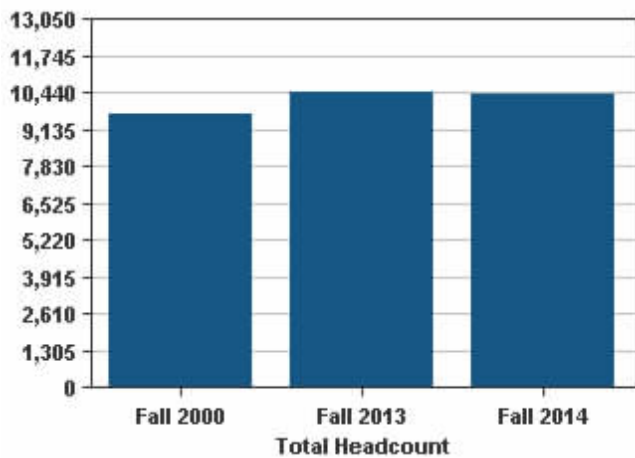


Del Mar College
Accountability Report
January 2015

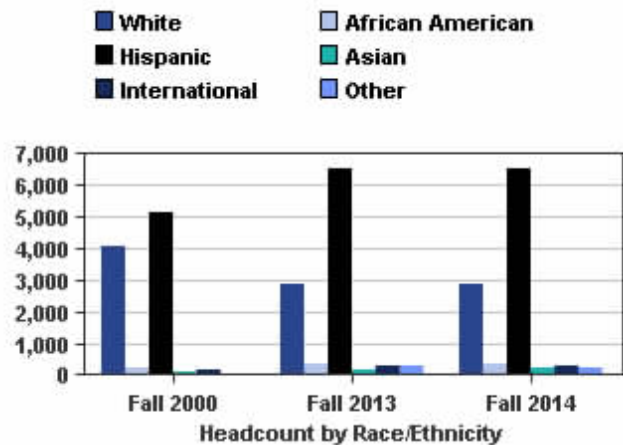
Participation - Key Measures

Enrollment

1. Fall Headcount (Unduplicated)									
	Fall 2000		Fall 2013		Fall 2014		% Change Fall 2000 to 2014	Institutional Closing the Gaps Target- Fall 2015	Closing the Gaps Completion
Total (does not include flex entry)	9,683		10,502		10,439		7.8%	11,531	90.5 %
White	4,082	(42.2%)	2,882	(27.4%)	2,850	(27.3%)	- 30.2%	3,519	81.0%
African American	194	(2.0%)	357	(3.4%)	350	(3.4%)	80.4%	331	105.7%
Hispanic	5,125	(52.9%)	6,501	(61.9%)	6,511	(62.4%)	27.0%	6,856	95.0%
Asian	122	(1.3%)	188	(1.8%)	209	(2.0%)	71.3%		
International	150	(1.5%)	298	(2.8%)	313	(3.0%)	108.7%		
Other	10	(0.1%)	276	(2.6%)	206	(2.0%)	1960.0%		
Gender									
Male	4,007	(41.4%)	4,559	(42.4%)	4,585	(43.9%)	14.4%		
Female	5,676	(58.6%)	5,943	(57.6%)	5,854	(56.1%)	3.1%		
Flex Entry	327		0		73		- 77.7%		



Source: Coordinating Board Management (CBM) Report 001



Source: Coordinating Board Management (CBM) Report 001

During the academic year the 2009-2014 Strategic Plan: Access for Excellence continued as the focus for the College with the final review of the objectives and goals. In finalizing the 2009-2014 Strategic Plan, Goal One: Student Success was ensured in a variety of ways. The College focused on assessment of student learning and engaged a full-time Director of Assessment to work with faculty and staff. The Curriculum Committee finalized the renewed Common Core Curriculum for the College and student learning outcomes aligned with the assessment process. The Texas Workforce Commission awarded the College a \$3.4 million grant over two years to provide GED/ESL education to the twelve county TWC region. The College continued to expand technical education and worked with area school districts to implement House Bill 5. Gregory Portland ISD began offering dual credit welding and process technology courses with the new addition to the facilities. The City of Corpus Christi Type A Board awarded \$1.4 million to expand the Process and Instrumentation programs and to build a Pilot Plant on West Campus. A major initiative was to prepare a new Strategic Plan for the next five years 2014 to 2019. This process included a review of the past accomplishments, an analysis of the external economic and workforce environment and the inclusion of all stakeholder groups. The new Strategic Plan 2014 - 2019, Reach Forward. Deliver Excellence was adopted by the Board of Regents in August, 2014. Goal One: Student Learning Success: Ensure Exceptional Educational Opportunities for All Students and Goal Two: Student Access and Support Services: Maximize Affordable Access and Excellence in Student Services continues to highlight the importance of meeting the needs of students.

Annual Unduplicated Enrollment

2. Annual unduplicated enrollment including credit, non-credit and dual-credit students.

	FY 2000		FY 2013		FY 2014		% Change FY 2000 to 2014
Total	20,075		18,901		19,124		- 4.7%
White	9,062	(45.1%)	5,383	(28.5%)	5,228	(27.3%)	- 42.3%
African American	485	(2.4%)	660	(3.5%)	640	(3.3%)	32.0%
Hispanic	10,018	(49.9%)	11,222	(59.4%)	11,609	(60.7%)	15.9%
Asian	239	(1.2%)	311	(1.6%)	346	(1.8%)	44.8%
International	237	(1.2%)	487	(2.6%)	524	(2.7%)	121.1%
Other	34	(0.2%)	838	(4.4%)	777	(4.1%)	2185.3%

Gender							
Male	8,591	(42.8%)	8,849	(46.5%)	9,219	(48.2%)	7.3%
Female	11,484	(57.2%)	10,052	(53.5%)	9,905	(51.8%)	- 13.7%

A. In the area of Enrollment Management we've continued to refine our processes and procedures as they relate to admissions, advising, recruitment, records management and testing. This year one of our major goals was to refine our communications flow to prospective and current students through E-communication, direct mail, DMC student portals and text messaging and provide better "calls to action". The 2013-2014 school year included over 900,000 direct mail contacts in the coastal bend along with 240,000 electronic communication pieces. Additionally, the Division of Enrollment also made over 6,000 phone calls to new and current students regarding recruitment and registration.

Key to each area has been the focus on "student-centeredness" and improving the student experience. We continue to develop each area with respect to six key principles:

1. Communication, providing current and prospective students with timely information about the enrollment process to make informed decisions.
2. Accountability, establishing benchmarks and metrics for performance in each area carefully monitoring and re-evaluating periodically.
3. Structure, understanding the importance of well-defined operationalized plans and ensuring that information is communicated aggressively across our division and college when necessary.
4. Urgency, always acting with a purpose, timeliness, and a sense of urgency providing all students with a well-articulated call to action based on their position in the enrollment process.
5. Process, realizing that each process we develop is not absolute and subject to continued refinement, revision and replacement.
6. Integrity, realizing that all students are unique and deserve respect and the opportunity to reach their full academic potential in any and all of our programs utilizing our services to the fullest as partners in student success.

B. Admissions Office: The Admissions Office continues to refine our processes and now has a 24 hour turn-around on application processing. Currently the application import transfers approximately 90% of application data and is completely paperless. Our goals moving forward include:

1. We recently completed the seamless import of TSI scores from College Board into our ERP with appropriate placement levels and bands including ABE sub scores.
2. We have also moved towards a paperless admissions process for dual credit students and counselors to submit all documents electronically.
3. Moving forward we plan to more fully utilize our Communications Management module in Ellucian Datatel to improve student communication via ERP.
4. Also on our list of enhancements for spring is the complete "workflow" linking together all of our admissions document processing screens.

C. Advising: The Liberal Arts Advising area under the Division of Enrollment Services is currently working on a re-design of campus wide advising training. Our LA Advisers have complete NACADA "best-practices" training. Our student enrollment center saw a total of 22, 161 students for advising and/or admission completion and handled a total of 24, 377 phone calls.

1. Our liberal arts advising area has created a training module and advising guide that has now been shared with our campus wide advising partners which includes NACADA best practices advising principles. Additionally, we will also be cohosting the regional TEXANN advising conference here in Corpus Christi along with TAMUCC.
2. We have also partnered with TAMUCC and TAMUK to host their transfer advisers in our advising center.
3. We have also partnered with our Title V colleagues to utilize FOCUS 2, a career assessment software that will be utilized in advising students.
4. Moving forward we have also partnered with student services and their new student orientation to create SOAR, Summer Orientation, Advising and Registration where new students (FTIC) will undergo a holistic advising process that will include a career assessment component to ensure correct placement in college level coursework, DE, CE, ABE or selective admission programs.
5. Additionally, current students will also undergo a career assessment module to ensure correct placement in AS, AAS, AT or Level 1, 2 certificates. This assessment will be delivered via our career resource center which was created through a partnership with our Title V office.

D. Student Outreach Services: Our outreach and recruitment services continue to move aggressively towards a culture of awareness building within the coastal bend community with a focus on visibility. This year we saw a 15% increase in Fall 13 applications and saw a 1% increase in our Fall 14 FTIC number. The Unit hosts two major on-campus recruitment events a year one in the fall and one in the spring with a monthly recruitment event the "Third Thursday" of every month. Additionally, we have also partnered with our P-20 council and the Coastal Compass Center to host community wide outreach events.

1. Over the last enrollment cycle our Outreach staff (2) attended a total of 370 visits an increase of approximately 14% that included high school visits, college fairs, financial aid nights, advising and parent information sessions (does not include visits made to elementary or junior high schools). Additionally, our Outreach staff has also partnered with our regional P-20 council, E2E, Education to Employment and hosted a series of events at the Coastal Compass Education

and Career Resource Center. Del Mar also hosts ten "Third Thursday" information sessions the third Thursday of every month excluding August and January. We also host a program called SUCCESS, Start Understanding College and Career Education for Student Success. The event includes multiple demonstrations and tours of college facilities for students to engage in "hands-on" activities as well as information sessions on applying to college, dual credit and scholarships. We hosted a fall program that was attended by approximately, 1000 students from the Coastal Bend and a spring program targeting sophomores and juniors that was attended by approximately 380 students from CCISD. The spring program offers over 30 different mock classes for students to attend. SUCCESS also has a nighttime component for students and parents focusing on information sessions by major with our first program this past year focusing on healthcare. The program has since been expanded to Public Safety & Human Services, Financial Aid, Business and Computer Science. On-campus programs totaled 18 events (excluding campus tours) and hosted approximately 3,800 students for all events combined.

2. Our most recent initiative Project Viking embeds Del Mar College outreach, enrollment, dual credit and testing staff on a weekly basis to assist with applications, financial aid, testing and advising. We have incorporated our liberal arts advisers into a territory refit that allowed for a more aggressive recruitment plan. Our pilot school for Project Viking resulted in 94% (299) of the high school senior class completing a DMC application, 97 of those students being advised and/or registered on-site at the high school and a total 94 students matriculating through census day which represented a 25% increase in the enrolled student population from this school the previous year.

3. Another expansion for Project Viking included the addition of TSI prep-session that was provided to all students taking the TSI examination on site at their respective high schools.

4. The program has since been expanded to include 2 additional schools this year with outcome data dictating the necessity for further expansion.

5. Additionally, we have also created a call center within the division of enrollment services that handles calls for the entire division ensuring students connect with a staff member rather than a voicemail. It was recently launched this past semester and data is still pending.

E. Registrar's Office: The Registrar's Office is now a stand-alone area with the relocation of admissions to the Student Enrollment Center allowing the Registrar's area to focus solely on records management. Key functions include generation of transcripts, evaluation of transfer credit, course schedule management, graduate certification and commencement in addition to all CBM reporting. The Registrar's Office continues to focus on records management, course pre-requisites, CBM accuracy, transfer coursework evaluation, degree audit functionality and reverse transfer. The Registrar's Office processed over 50,000 documents saw 32,000 students at the counter handled 19,497 phone calls and articulated 15,528 courses. Fall 2013 and spring 2014 will continue to focus on five specific initiatives:

1. Document management and retention is a primary focus for the registrar's office. With the move to a more paperless environment our registrar's office is currently undergoing a review of all our hard copy records and reviewing our TSLAC document requirements for both hard and soft documents. We've currently begun the process of transferring all microfiche and microfilm student records to an electronic format and attaching the appropriate metadata to allow for search capability.

Participation - Contextual Measures

3. Enrollment by Semester	FY 2000	FY 2013	FY 2014	% Change FY 2000 to 2014
Fall	12,125	12,194	12,023	- 0.8%
Academic	5,153	6,338	5,940	15.3%
Technical	4,812	4,692	4,562	- 5.2%
Continuing Education	2,160	1,164	1,521	- 29.6%
Spring	12,548	12,485	12,385	- 1.3%
Academic	4,922	5,840	5,645	14.7%
Technical	4,791	4,520	4,244	- 11.4%
Continuing Education	2,835	2,125	2,496	- 12.0%
Summer	7,123	6,680	6,889	- 3.3%
Academic	2,675	2,973	2,979	11.4%
Technical	2,783	2,362	2,248	- 19.2%
Continuing Education	1,665	1,345	1,662	- 0.2%

Service Area Representation

4. Gap between demographic groups in the area and enrollment.	FY 2005	FY 2013	FY 2014		Service difference (% Enr. - % Pop.)
	Service difference (% Enr. - % Pop.)	Service difference (% Enr. - % Pop.)	Percent population in service area	Percent credit enrollment	
Race/Ethnicity					
White	- 0.2%	- 4.1%	31.9%	27.5%	- 4.4%
African American	- 0.9%	0.6%	3.3%	3.8%	0.6%
Hispanic	- 0.3%	1.4%	61.6%	64.2%	2.6%
Other	1.4%	2.1%	3.3%	4.5%	1.2%
Gender					
Male	- 10.7%	- 6.6%	50.0%	43.5%	- 6.5%
Female	10.7%	6.6%	50.0%	56.5%	6.5%

5. Annual Semester Credit and Contact Hours	FY 2000	FY 2013	FY 2014	% Change FY 2000 to 2014
Annual Semester Credit Hours (SCH)	200,349	210,083	199,471	- 0.4%
Academic	133,863	153,179	145,084	8.4%
Technical	66,486	56,904	54,387	- 18.2%
Annual Contact Hours	4,792,570	4,967,129	4,887,954	2.0%
Academic	2,592,292	2,997,776	2,822,400	8.9%
Technical	1,898,240	1,691,656	1,615,200	- 14.9%
Continuing Education	302,038	277,697	450,354	49.1%
Distance Education Hours				
Hybrid/Blended on campus	0	0	0	N/A
Fully-distance education/Internet	3,600	24,938	22,611	528.1%

6. Financial Aid: Students Receiving Pell Grants	Fall 1999	Fall 2011	Fall 2012	Point Change Fall 1999 to Fall 2012
Total*	24.4%	41.3%	37.3%	12.9
White	18.8%	32.4%	29.4%	10.6
African American	26.5%	51.8%	44.4%	17.9
Hispanic	29.3%	46.6%	41.8%	12.5
Asian	23.4%	23.8%	30.4%	7.0
International	1.5%	20.0%	24.0%	22.5
Other	20.0%	32.5%	31.4%	11.4
Gender				
Male	18.7%	38.1%	33.6%	14.9
Female	28.3%	43.6%	40.0%	11.7

*Please note: The source for this Pell data is the Coordinating Board's financial aid database; Pell data found in the institutional online resumes is produced using IPEDS data and may not match.

7. Full-Time/Part-Time Undergraduate Students	Fall 2000	Fall 2013	Fall 2014	% Change Fall 2000 to Fall 2014
Credential-Seeking Undergraduate Students (Full- and Part- Time)				
Total	8,993	9,814	9,734	8.2%
Full-Time Credential Seeking Students				
Total*	3,009	2,873	2,658	- 11.7%
White	1,340 (44.5%)	797 (27.7%)	697 (26.2%)	- 48.0%
African American	60 (2.0%)	85 (3.0%)	104 (3.9%)	73.3%
Hispanic	1,508 (50.1%)	1,768 (61.5%)	1,643 (61.8%)	9.0%
Asian	32 (1.1%)	40 (1.4%)	57 (2.1%)	78.1%
International	68 (2.3%)	126 (4.4%)	111 (4.2%)	63.2%
Other	1 (0.0%)	57 (2.0%)	46 (1.7%)	4500.0%

Gender							
Male	1,313	(43.6%)	1,387	(48.3%)	1,288	(48.5%)	- 1.9%
Female	1,696	(56.4%)	1,486	(51.7%)	1,370	(51.5%)	- 19.2%
Part-Time Credential Seeking Students							
Total*	5,984		6,941		7,076		18.2%
White	2,399	(40.1%)	1,881	(27.1%)	1,942	(27.4%)	- 19.0%
African American	127	(2.1%)	239	(3.4%)	216	(3.1%)	70.1%
Hispanic	3,323	(55.5%)	4,338	(62.5%)	4,456	(63.0%)	34.1%
Asian	80	(1.3%)	129	(1.9%)	131	(1.9%)	63.7%
International	46	(0.8%)	149	(2.1%)	178	(2.5%)	287.0%
Other	9	(0.2%)	205	(3.0%)	153	(2.2%)	1600.0%
Gender							
Male	2,331	(39.0%)	2,822	(40.7%)	2,957	(41.8%)	26.9%
Female	3,653	(61.0%)	4,119	(59.3%)	4,119	(58.2%)	12.8%

8. First-Time In College Students	Fall 2000	Fall 2013	Fall 2014	% Change Fall 2000 to Fall 2014
Credential-Seeking Undergraduate Students (Full- and Part- Time)				
Total	1,983	2,870	1,269	- 36.0%
Full-Time Credential Seeking Students				
Total*	920	1,088	555	- 39.7%
White	396 (43.0%)	276 (25.4%)	141 (25.4%)	- 64.4%
African American	18 (2.0%)	35 (3.2%)	14 (2.5%)	- 22.2%
Hispanic	472 (51.3%)	720 (66.2%)	360 (64.9%)	- 23.7%
Asian	13 (1.4%)	12 (1.1%)	11 (2.0%)	- 15.4%
International	20 (2.2%)	33 (3.0%)	22 (4.0%)	10.0%
Other	1 (0.1%)	12 (1.1%)	7 (1.3%)	600.0%
Gender				
Male	404 (43.9%)	516 (47.4%)	280 (50.5%)	- 30.7%
Female	516 (56.1%)	572 (52.6%)	275 (49.5%)	- 46.7%
Part-Time Credential Seeking Students				
Total*	1,063	1,782	714	- 32.8%
White	462 (43.5%)	381 (21.4%)	147 (20.6%)	- 68.2%
African American	17 (1.6%)	60 (3.4%)	22 (3.1%)	29.4%
Hispanic	557 (52.4%)	1,225 (68.7%)	490 (68.6%)	- 12.0%
Asian	11 (1.0%)	28 (1.6%)	17 (2.4%)	54.5%
International	15 (1.4%)	36 (2.0%)	26 (3.6%)	73.3%
Other	1 (0.1%)	52 (2.9%)	12 (1.7%)	1100.0%
Gender				
Male	479 (45.1%)	743 (41.7%)	335 (46.9%)	- 30.1%
Female	584 (54.9%)	1,039 (58.3%)	379 (53.1%)	- 35.1%

*Hispanic students, except international ones, are counted as Hispanic. Students who are "Multi-Racial one of which is African American" are included with the African American students. Asian includes Asian, Hawaiian, and Pacific Islanders. "Other" includes American Indian, Alaskan Native, Unknown, and two or more races, excluding African American. International students are shown as a separate category.

9. Community College Activities: Non-funded and Non-reported	FY 2013	FY 2014
Contract Training: Enrollment	125	171
Adult Basic Education: Enrollment as Reported to TEA	1,022	946
G.E.D.: Enrolled in G.E.D. Program	798	716

Because GED exam attempters are not identified by enrollment status, it is not possible at this time to report the number of enrolled students who took the test.

Fall 2014 Unduplicated Enrollment Detail - Del Mar College

By Age

Age	Count	Percent
Less than 18	1,496	14.3%
18 to 21	3,802	36.4%
22 to 24	1,545	14.8%
25 to 29	1,453	13.9%
30 to 34	813	7.8%
Over 35	1,324	12.7%
N/A	6	0.1%

By Status

Status	Count	Percent
Full-Time	2,831	27.1%
Part-Time	7,608	72.9%

By Type Major

Type Major	Count	Percent
Academic	6,068	58.1%
Technical	4,371	41.9%

By Enrollment Status

Status	Count	Percent
In-District	7,880	75.5%
Out-of-District	2,287	21.9%
Out-of-State	272	2.6%

Dual Credit Enrollment

Status	Count	Percent
Dual Credit	1,416	13.6%

FY 2014 Unduplicated Enrollment Detail - Del Mar College

By Age

Age	Count	Percent
Less than 18	2,266	11.8%
18 to 21	5,572	29.1%
22 to 24	2,439	12.8%
25 to 29	2,593	13.6%
30 to 34	1,742	9.1%
Over 35	4,485	23.5%
N/A	27	0.1%

By Type Major

Type Major	Count	Percent
Academic	8,195	42.9%
Technical	6,242	32.6%
Continuing Education	4,687	24.5%

By Enrollment Status

Status	Count	Percent
In-District	11,139	58.2%
Out-of-District	2,904	15.2%
Out-of-State	394	2.1%
Continuing Education	4,687	24.5%

Dual Credit Enrollment

Status	Count	Percent
Dual Credit	1,780	9.3%

FY 2014 Unduplicated Total by Semester Detail - Del Mar College**By Age**

Age	Fall	Spring	Summer
Less than 18	1,693	697	780
18 to 21	3,964	4,082	1,845
22 to 24	1,635	1,819	959
25 to 29	1,600	1,847	1,014
30 to 34	1,034	1,152	640
Over 35	2,086	2,779	1,640
N/A	11	9	11

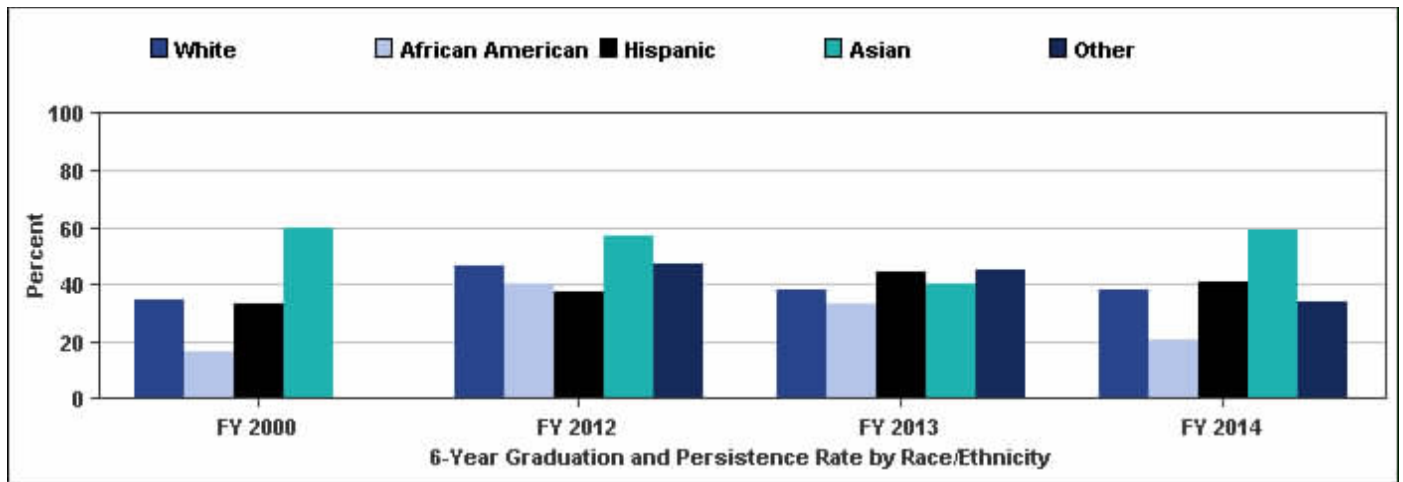
By Race/Ethnicity

Race/Ethnicity	Fall	Spring	Summer
White	3,277	3,435	1,723
African American	405	397	267
Hispanic	7,422	7,579	4,305
Asian	205	207	163
International	326	334	160
Other	388	433	271

Success - Key Measures

Graduation and Persistence Rate

10. First-time, full-time, credential-seeking, undergraduates who have graduated or are still enrolled.					
	FY 2000 (Entering Fall 1994 Cohort)	FY 2012 (Entering Fall 2006 Cohort)	FY 2013 (Entering Fall 2007 Cohort)	FY 2014 (Entering Fall 2008 Cohort)	Point Change FY 2000 to FY 2014
Total*	33.5%	41.4%	42.1%	39.6%	6.1
Race/Ethnicity					
White	34.4%	46.8%	38.3%	38.2%	3.8
African American	16.7%	40.0%	33.3%	20.8%	4.1
Hispanic	33.5%	37.1%	44.5%	41.0%	7.5
Asian	60.0%	57.1%	40.0%	58.8%	- 1.2
Native American	0.0%	0.0%	0.0%	50.0%	50.0
International	18.8%	0.0%	0.0%	0.0%	- 18.8
Other (Unknown)	0.0%	47.5%	45.0%	34.0%	34.0
Gender					
Male	33.3%	38.6%	40.0%	35.1%	1.8
Female	33.6%	43.8%	44.1%	43.6%	10.0

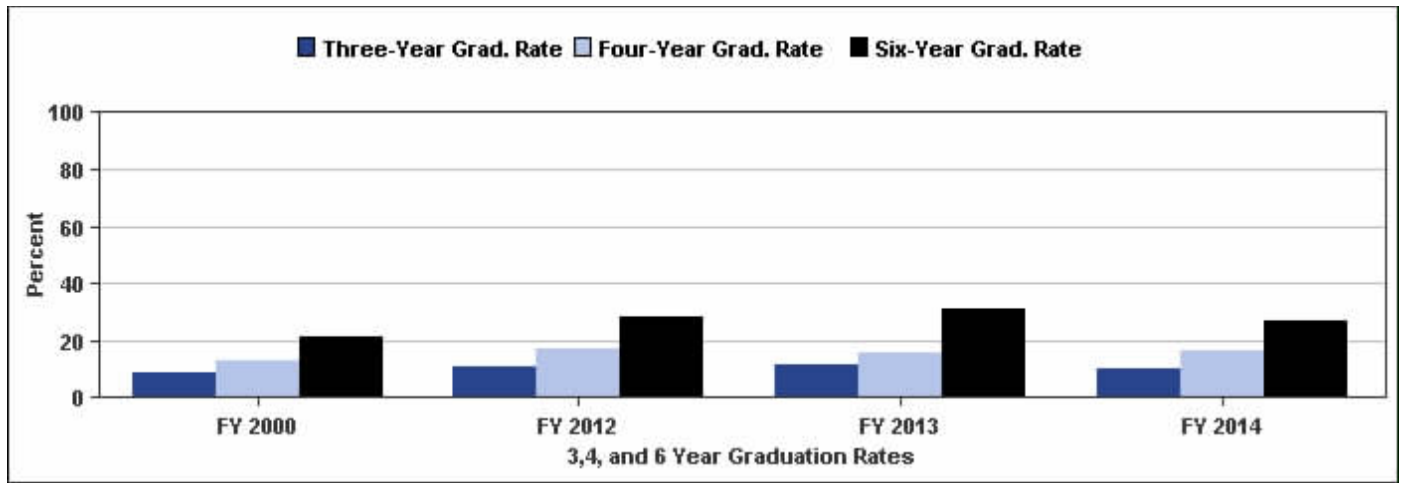


Source: CBM001, CBM002, and CBM009

3, 4, and 6-Year Graduation Rates

11. First-time, full-time entering, credential-seeking, undergraduates who have graduated.									
	FY 2000		FY 2012		FY 2013		FY 2014		Point Change FY 2000 to FY 2014
	Entering Fall Cohort	Rate	Entering Fall Cohort	Rate	Entering Fall Cohort	Rate	Entering Fall Cohort	Rate	
3-Year graduation rate (Total)	1997	100 (9.0%)	2009	96 (10.8%)	2010	89 (11.2%)	2011	83 (10.0%)	1.0
Baccalaureate or Above		3 (0.3%)		1 (0.1%)		0 (0.0%)		1 (0.1%)	- 0.2
Associates		62 (5.6%)		60 (6.8%)		48 (6.1%)		44 (5.3%)	- 0.3
Certificate		35 (3.2%)		35 (3.9%)		41 (5.2%)		38 (4.6%)	1.4
No Award		1,006 (91.0%)		791 (89.2%)		703 (88.8%)		745 (90.0%)	- 1.0
4-Year graduation rate (Total)	1996	141 (13.1%)	2008	133 (16.8%)	2009	142 (16.0%)	2010	128 (16.2%)	3.1
Baccalaureate or Above		19 (1.8%)		15 (1.9%)		18 (2.0%)		10 (1.3%)	- 0.5
Associates		73 (6.8%)		71 (9.0%)		88 (9.9%)		76 (9.6%)	2.8
Certificate		49 (4.6%)		47 (5.9%)		36 (4.1%)		42 (5.3%)	0.7
No Award		934 (86.9%)		660 (83.2%)		745 (84.0%)		664 (83.8%)	- 3.1
6-Year graduation rate (Total)	1994	211 (21.4%)	2006	131 (28.4%)	2007	178 (30.8%)	2008	216 (27.2%)	5.8
Baccalaureate or Above		75 (7.6%)		38 (8.2%)		63 (10.9%)		58 (7.3%)	- 0.3
Associates		77 (7.8%)		69 (15.0%)		82 (14.2%)		107 (13.5%)	5.7
Certificate		59 (6.0%)		24 (5.2%)		33 (5.7%)		51 (6.4%)	0.4
No Award		774 (78.6%)		330 (71.6%)		399 (69.2%)		577 (72.8%)	- 5.8

For more data on the 6-year graduation rate, go to: <http://www.txhighereddata.org/GradRates>

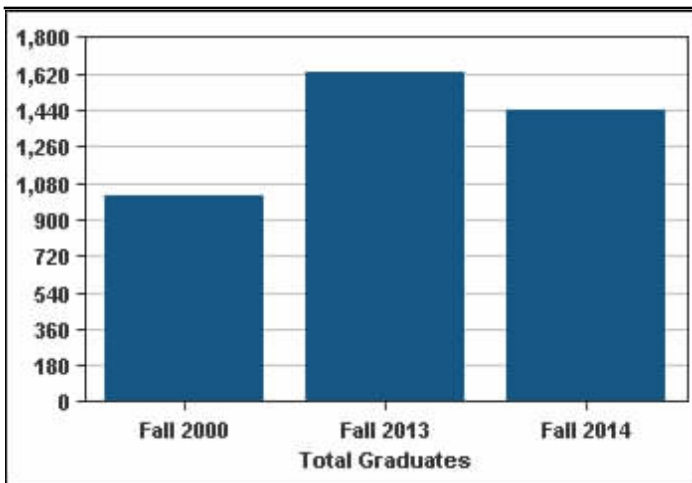


Source: CBM001, CBM002, and CBM009

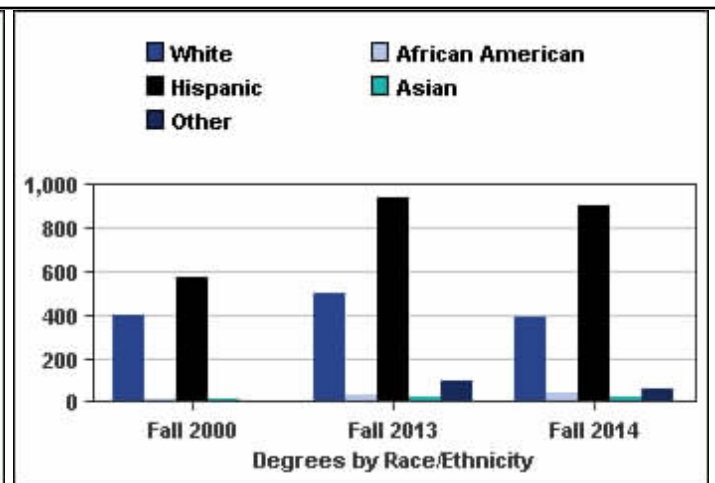
Degrees and Certificates

12. Number of awards, certificates by type, core completers and field of study completers.

	FY 2000	FY 2013	FY 2014	% Change FY 2000 to FY 2014	Institutional Closing the Gaps Target-Fall 2015	Closing the Gaps Completion
Total Degrees and Certificates (Does not include other completers)	1,020	1,629	1,438	41.0%	1,631	88%
White	398	501	390	- 2.0%		
African American	15	35	39	160.0%		
Hispanic	575	941	907	57.7%		
Asian	18	25	22	22.2%		
International	14	27	23	64.3%		
Other	0	100	57	N/A		
Level						
Bachelor of Applied Technology	N/A	N/A	N/A	N/A		
Associates	728	1,081	986	35.4%	1,114	88.5%
Certificate 1	186	421	370	98.9%		
Certificate 2	106	127	82	- 22.6%		
Advanced Technology Certificates	N/A	N/A	N/A	N/A		
Other Completers:						
ESC	1	11	7	600.0%		
Core Completers	N/A	780	922	N/A		
Field of Study	N/A	111	111	N/A		
Gender						
Male	387	787	670	73.1%		
Female	633	842	768	21.3%		



Source: CBM009



Source: CBM009

Transfers

13. Transfers to a senior institution.									
	FY 2000			FY 2013			FY 2014		
	Entering Fall Cohort	Rate		Entering Fall Cohort	Rate		Entering Fall Cohort	Rate	
Cohort	1994	2,223	(100%)	2007	1,293	(100%)	2008	1,599	(100%)
0-12 hours		151	(6.8%)		22	(1.7%)		15	(0.9%)
13-24 hours		42	(1.9%)		18	(1.4%)		26	(1.6%)
25-29 hours		19	(0.9%)		10	(0.8%)		6	(0.4%)
30-42 hours		33	(1.5%)		18	(1.4%)		20	(1.3%)
43+ hours		202	(9.1%)		143	(11.1%)		171	(10.7%)
All Transfers Total		447	(20.1%)		211	(16.3%)		238	(14.9%)
Non Transfer Completers		207	(9.3%)		165	(12.8%)		183	(11.4%)
Non Completers		1,569	(70.6%)		917	(70.9%)		1,178	(73.7%)
Awarded Core		0	(0.0%)		69	(5.3%)		71	(4.4%)

Developmental Education

14. The percent of underprepared and prepared students who successfully complete a college-level course in math, reading and writing. Prepared students are given 1 year. Underprepared students are given 3 years.	Fall 2010 Cohort			
	Total/Area Counts (a)	Received credit pre-matriculation (b)	College level course completion (grade A, B, or C) (c)	College level course completion (grade A, B, C) including pre-matriculation credit (percent of total) (b+c)/(a)
Summary Data				
Number of FTIC students	1,548			
Met state standards in all three areas	349			
Did not meet state standards in one, two, or all three areas (at entry)	1,176			
Unknown* (unduplicated)	23			
Data by Subject Area				
Met Standard				
Math	442	5	70	17.0%
Reading	700	31	272	43.3%
Writing	727	20	278	41.0%
Did Not Meet Standard				
Math	1,083	N/A	161	14.9%
Reading	825	N/A	280	33.9%
Writing	798	N/A	299	37.5%
Unknown** (waived or military exemption)				
Math**	23	N/A	0	0.0%
Reading**	23	N/A	2	8.7%
Writing**	23	N/A	2	8.7%
Most- and Least-Prepared Populations				
Met State Standard in All Three Areas				
Math	349	5	63	19.5%
Reading	349	21	180	57.6%
Writing	349	14	182	56.2%
Did Not Meet Standard in All Three Areas				
Math	621	N/A	116	18.7%
Reading	621	N/A	230	37.0%
Writing	621	N/A	235	37.8%

The data for this accountability measure is tracked for one year for students who met TSI and for one, two, and three years for students who did not meet TSI for this report.

*The Unknown (unduplicated) category does not include students who are unknown in some areas and not met in others.

**Unknowns by area include students with waivers or exemptions who have not been reported as meeting TSI on a performance measure; FTIC students with waivers or military exemptions who were reported as meeting TSI in all areas based on performance measures are included in the "met state standards in all areas" category.

After careful analysis of the College's institutional TSI data in 2007, when the data was first made available to us, we identified and corrected errors in TSI reporting methodology. The Coordinating Board allowed the College to recertify the fall 2006 CBM002 data. We anticipate that the College's developmental education measures calculated from fall 2006 forward will reflect accurate outcomes.

Success - Contextual Measures

15. Persistence Rates	Entering Cohort Fall 2000	Entering Cohort Fall 2012	Entering Cohort Fall 2013	Point Change Fall 2000 to Fall 2013
First-time Undergraduate Persistence rate after one year				
Total	64.4%	60.5%	63.8%	- 0.6
Same institution	58.4%	57.0%	59.4%	1.0
Other institutions	6.1%	3.6%	4.4%	- 1.7
White	66.1%	60.0%	57.5%	- 8.6
Same institution	56.6%	52.4%	51.5%	- 5.1
Other institutions	9.5%	7.6%	6.0%	- 3.5
African American	55.6%	44.0%	76.5%	20.9
Same institution	50.0%	44.0%	64.7%	14.7
Other institutions	5.6%	0.0%	11.8%	6.2
Hispanic	62.4%	61.5%	66.1%	3.7
Same institution	59.0%	59.5%	62.5%	3.5
Other institutions	3.4%	2.0%	3.6%	0.2
Asian	92.3%	83.3%	80.0%	- 12.3
Same institution	84.6%	66.7%	80.0%	- 4.6
Other institutions	7.7%	16.7%	0.0%	- 7.7
International	73.7%	66.7%	48.0%	- 25.7
Same institution	73.7%	61.1%	48.0%	- 25.7
Other institutions	0.0%	5.6%	0.0%	0.0
Other	0.0%	46.2%	75.0%	75.0
Same institution	0.0%	46.2%	50.0%	50.0
Other institutions	0.0%	0.0%	25.0%	25.0

	Entering Cohort Fall 2000	Entering Cohort Fall 2011	Entering Cohort Fall 2012	Point Change Fall 2000 to Fall 2012
First-time Undergraduate Persistence rate after two years				
Total	53.9%	40.7%	42.1%	- 11.8
Same institution	41.5%	33.7%	35.7%	- 5.8
Other institutions	12.5%	7.1%	6.4%	- 6.1
White	55.5%	37.4%	43.0%	- 12.5
Same institution	40.3%	28.3%	33.6%	- 6.7
Other institutions	15.2%	9.1%	9.4%	- 5.8
African American	38.9%	27.9%	24.0%	- 14.9
Same institution	22.2%	23.3%	20.0%	- 2.2
Other institutions	16.7%	4.7%	4.0%	- 12.7
Hispanic	52.7%	42.3%	42.6%	- 10.1
Same institution	42.3%	36.3%	36.9%	- 5.4
Other institutions	10.5%	6.0%	5.7%	- 4.8
Asian	75.0%	50.0%	66.7%	- 8.3
Same institution	58.3%	45.0%	50.0%	- 8.3
Other institutions	16.7%	5.0%	16.7%	0.0
International	55.6%	0.0%	50.0%	- 5.6
Same institution	55.6%	0.0%	50.0%	- 5.6
Other institutions	0.0%	0.0%	0.0%	0.0
Other	0.0%	48.1%	30.0%	30.0
Same institution	0.0%	29.6%	30.0%	30.0
Other institutions	0.0%	18.5%	0.0%	0.0

16. Awards in STEM Fields	FY 2000	FY 2013	FY 2014	% Change FY 2000 to FY 2014	Institutional Closing the Gaps Target-FY 2015	Closing the Gaps Completion
Fields						
Computer Science	0	0	0	N/A	3	0.0%
Engineering	31	50	64	106.5%	42	152.4%
Math	1	9	17	1600.0%	3	566.7%
Physical Science	3	4	14	366.7%	6	233.3%
Level						
Degrees in Critical Fields Bachelor of Applied Technology Associates	0	0	0	N/A		
Cert 1	35	42	75	114.3%		
Cert 2	0	21	20	N/A		
Degrees in Critical Fields Advanced Technology Certificate	0	0	0	N/A		

17. Awards in Nursing	FY 2000	FY 2013	FY 2014	% Change FY 2000 to FY 2014	Institutional Closing the Gaps Target-FY 2015	Closing the Gaps Completion
Total	176	142	85	- 51.7%	145	58.6%
Associates	130	136	84	- 35.4%		
Cert 1	0	0	0	N/A		
Cert 2	46	6	1	- 97.8%		
Advanced Technology Certificate	0	0	0	N/A		
ESC	0	0	0	N/A		

Field of Study 0 0 0 N/A

18. Awards in Allied Health	FY 2000	FY 2013	FY 2014	% Change FY 2000 to FY 2014	Institutional Closing the Gaps Target- FY 2015	Closing the Gaps Completion
Total	178	200	199	11.8%	233	85.4%
Bachelor of Applied Technology	0	0	0	N/A		
Associates	131	159	162	23.7%		
Cert 1	24	31	29	20.8%		
Cert 2	23	10	8	-65.2%		
Advanced Technology Certificate	0	0	0	N/A		
ESC	0	8	6	N/A		

19. Teacher Production and Certification	FY 2011	FY 2012	FY 2013
Students taking the certification exams	N/A	N/A	N/A
Race/Ethnicity			
White	N/A	N/A	N/A
African American	N/A	N/A	N/A
Hispanic	N/A	N/A	N/A
Other	N/A	N/A	N/A
Gender			
Male	N/A	N/A	N/A
Female	N/A	N/A	N/A
Students passing the certification exams	N/A	N/A	N/A
Race/Ethnicity			
White	N/A	N/A	N/A
African American	N/A	N/A	N/A
Hispanic	N/A	N/A	N/A
Other	N/A	N/A	N/A
Gender			
Male	N/A	N/A	N/A
Female	N/A	N/A	N/A

Note: The data for teacher production and certification was provided by SBEC. In some cases, the sum of the categories does not add up to the total. Numbers less than 10 in a category are masked (*).

20. Graduate Status After Graduation	FY 2011	FY 2012	FY 2013	Point Change FY 2011 to FY 2013			
Academic							
Employed Only	128	31.3%	129	32.2%	167	38.7%	7.4
Employed and Enrolled (in Senior Institutions)	146	35.7%	126	31.4%	113	26.2%	-9.5
Enrolled Only (in Senior Institutions)	93	22.7%	112	27.9%	91	21.1%	-1.6
Enrolled Only (in Community Colleges)	6	1.5%	6	1.5%	11	2.5%	1.0
Not Found	36	8.8%	28	7.0%	50	11.6%	2.8
Technical							
Employed Only	680	81.0%	606	80.1%	674	84.1%	3.1
Employed and Enrolled (in Senior Institutions)	34	4.1%	40	5.3%	16	2.0%	-2.1
Enrolled Only (in Senior Institutions)	20	2.4%	10	1.3%	8	1.0%	-1.4
Enrolled Only (in Community Colleges)	41	4.9%	39	5.2%	25	3.1%	-1.8
Not Found	64	7.6%	62	8.2%	78	9.7%	2.1

For additional data on students graduating from and leaving institutions, go to: <http://www.txhighereddata.org/reports/performance/ctcasal/exitcohorts>

21. Marketable Skills Awards	FY 2002	FY 2013	FY 2014	Point Change FY 2002 to FY 2014
Marketable Skills Completers	0	30	30	N/A
Race/Ethnicity				
White	0	10	7	N/A
African American	0	1	1	N/A
Hispanic	0	17	21	N/A
Asian	0	2	0	N/A
International	0	0	1	N/A
Other	0	0	0	N/A
Gender				
Male	0	10	14	N/A
Female	0	20	16	N/A

22. Associate of Arts in Teaching Awards	FY 2000	FY 2013	FY 2014	Percent Change FY 2000 to FY 2014
------------------------------------------	---------	---------	---------	-----------------------------------------

Total	0	18	21	N/A
Race/Ethnicity				
White	0	4	5	N/A
African American	0	0	1	N/A
Hispanic	0	12	13	N/A
Asian	0	1	0	N/A
International	0	1	0	N/A
Other	0	0	2	N/A
Gender				
Male	0	1	4	N/A
Female	0	17	17	N/A

Developmental Education	Fall 2010 Cohort							
	Total/Area Counts (a)	Number attempting developmental education (b)	Percent attempting developmental education (includes DevEd interventions) (b/a)	TSI obligations met (of those attempting developmental education) (d)	TSI obligations met through any means (of total) (e)	TSI obligations met (percent of those attempting developmental education) (d/b)	TSI obligations met (percent of total as reported by institution) (e/a)	TSI obligations met based on TSI reporting or passed 1st college-level course (percent of total) (e) and/or Passed†(a)
23. The percent of underprepared students who satisfied TSI obligation within 2 years								
Summary Data								
Number of FTIC students	1,548							
Met state standards in all three areas	349							
Did not meet state standards in one, two, or all three areas (at entry)	1,176							
Unknown* (unduplicated)	23							
Data by Subject Area								
Met Standard								
Math	442	199	45.0%	N/A	N/A	N/A	N/A	N/A
Reading	700	45	6.4%	N/A	N/A	N/A	N/A	N/A
Writing	727	124	17.1%	N/A	N/A	N/A	N/A	N/A
Did Not Meet Standard								
Math	1,083	525	48.5%	100	351	19.0%	32.4%	33.6%
Reading	825	287	34.8%	97	441	33.8%	53.5%	56.6%
Writing	798	286	35.8%	134	486	46.9%	60.9%	64.9%
Unknown** (waived or military exemption)								
Math**	23	6	26.1%	N/A	N/A	N/A	N/A	N/A
Reading**	23	2	8.7%	N/A	N/A	N/A	N/A	N/A
Writing**	23	4	17.4%	N/A	N/A	N/A	N/A	N/A
Most- and Least-Prepared Populations								
Met state standards in all areas								
Math	349	165	47.3%	N/A	N/A	N/A	N/A	N/A
Reading	349	27	7.7%	N/A	N/A	N/A	N/A	N/A
Writing	349	49	14.0%	N/A	N/A	N/A	N/A	N/A
Did Not Meet Standards in All Three Areas								
Math	621	245	39.5%	65	278	26.5%	44.8%	45.4%
Reading	621	184	29.6%	57	340	31.0%	54.8%	58.0%
Writing	621	194	31.2%	86	392	44.3%	63.1%	66.2%

*The Unknown (unduplicated) category does not include students who are unknown in some areas and not met in others.

**Unknowns by area include students with waivers or exemptions who have not been reported as meeting TSI on a performance measure; FTIC students with waivers or military exemptions who were reported as meeting TSI in all areas based on performance measures are included in the "met state standards in all areas" category.

†Passed is the number of students who passed a first college-level course as shown on measure #14.

24. The number and percent of underprepared and prepared students who return the following fall	Fall 2010 Cohort		
	Total (a)	Number returning (Fall 2011) (b)	Percent returning (Fall 2011) (b/a)
Summary Data			
Number of FTIC students	1,548	837	54
Met state standards in all areas	349	235	67.3%
Did not meet state standards in one, two, or all three areas	1,176	596	50.7%
Did not meet state standards in all three areas	621	325	52.3%
Unknown* (unduplicated)	23	6	26.1%

Data by Subject Area

Met Standard by Area

Math	442	284	64.3%
Reading	700	405	57.9%
Writing	727	415	57.1%

Did Not Meet Standard by Area

Math	1,083	547	50.5%
Reading	825	426	51.6%
Writing	798	416	52.1%

Unknown by Area (waived or military exemption)**

Math	23	6	26.1%
Reading	23	6	26.1%
Writing	23	6	26.1%

*The Unknown (unduplicated) category does not include students who are unknown in some areas and not met in others.

**Unknowns by area include students with waivers or exemptions who have not been reported as meeting TSI on a performance measure; FTIC students with waivers or military exemptions who were reported as meeting TSI in all areas based on performance measures are included in the "met state standards in all areas" category.

	Fall 2000	Fall 2012	Fall 2013	%/Point Change Fall 2000 to Fall 2013
25. Course Completion Rate for Undergraduate State Funded Semester Credit Hours				
Beginning semester credit hours	84,002	89,899	86,065	2.5%
Ending semester credit hours	67,476	77,252	73,881	9.5%
Completion rate	80.3%	85.9%	85.8%	5.5

After careful analysis of the College's institutional TSI data in 2007, when the data was first made available to us, we identified and corrected errors in TSI reporting methodology. The Coordinating Board allowed the College to recertify the fall 2006 CBM002 data. We anticipate that the College's developmental education measures calculated from fall 2006 forward will reflect accurate outcomes.

Graduates Detail (FY 2014)- Del Mar College

Success

By 2015, increase by 50 percent the number of degrees, certificates, and other identifiable student successes from high quality programs.

By Level, Race/Ethnicity:

Race/Ethnicity	Associate's	Certificate 1	Certificate 2	Advanced Technology Certificates	Total
White	286	88	16	0	390
African American	26	11	2	0	39
Hispanic	593	253	61	0	907
Asian	17	4	1	0	22
International	16	5	2	0	23
Other	48	9	0	0	57

By Level, Gender:

Gender	Associate's	Certificate 1	Certificate 2	Advanced Technology Certificates	Total
Male	361	241	68	0	670
Female	625	129	14	0	768

By Level, Type Major:

Type Major	Associate's	Certificate 1	Certificate 2	Advanced Technology Certificates	Total
Academic	481	0	0	0	481
Technical	505	370	82	0	957
Continuing Education	0	0	0	0	0

Graduates Success Detail (FY 2013)- Del Mar College

Academic

Graduates - Employed

Race/Ethnicity:

Race/Ethnicity	Number	Percent of Cohort
White	49	29.3%
African American	7	4.2%
Hispanic	97	58.1%
Asian	3	1.8%
International	1	0.6%
Other	10	6.0%

Gender:

Gender	Number	Percent of Cohort
Male	54	32.3%
Female	113	67.7%

Graduates - Employed and Enrolled in a Senior Institution

Race/Ethnicity:

Race/Ethnicity	Number	Percent of Cohort
White	37	32.7%
African American	4	3.5%
Hispanic	65	57.5%
Asian	2	1.8%
International	2	1.8%
Other	3	2.7%

Gender:

Gender	Number	Percent of Cohort
Male	41	36.3%

Female 72 63.7%

Graduates - Enrolled in a Senior Institution

Race/Ethnicity:

Race/Ethnicity	Number	Percent of Cohort
White	27	29.7%
African American	2	2.2%
Hispanic	46	50.5%
Asian	3	3.3%
International	0	0.0%
Other	13	14.3%

Gender:

Gender	Number	Percent of Cohort
Male	35	38.5%
Female	56	61.5%

Graduates - Enrolled in a Community or Technical College

Race/Ethnicity:

Race/Ethnicity	Number	Percent of Cohort
White	1	9.1%
African American	0	0.0%
Hispanic	9	81.8%
Asian	0	0.0%
International	0	0.0%
Other	1	9.1%

Gender:

Gender	Number	Percent of Cohort
Male	5	45.5%
Female	6	54.5%

Graduates - Not Found

Race/Ethnicity:

Race/Ethnicity	Number	Percent of Cohort
White	16	32.0%
African American	0	0.0%
Hispanic	26	52.0%
Asian	3	6.0%
International	0	0.0%
Other	5	10.0%

Gender:

Gender	Number	Percent of Cohort
Male	19	38.0%
Female	31	62.0%

Technical

Graduates - Employed

Race/Ethnicity:

Race/Ethnicity	Number	Percent of Cohort
White	209	31.0%
African American	15	2.2%
Hispanic	392	58.2%
Asian	10	1.5%
International	8	1.2%

Other 40 5.9%

Gender:

Gender	Number	Percent of Cohort
Male	321	47.6%
Female	353	52.4%

Graduates - Employed and Enrolled in a Senior Institution

Race/Ethnicity:

Race/Ethnicity	Number	Percent of Cohort
White	5	31.3%
African American	0	0.0%
Hispanic	10	62.5%
Asian	0	0.0%
International	0	0.0%
Other	1	6.3%

Gender:

Gender	Number	Percent of Cohort
Male	6	37.5%
Female	10	62.5%

Graduates - Enrolled in a Senior Institution

Race/Ethnicity:

Race/Ethnicity	Number	Percent of Cohort
White	4	50.0%
African American	0	0.0%
Hispanic	3	37.5%
Asian	0	0.0%
International	0	0.0%
Other	1	12.5%

Gender:

Gender	Number	Percent of Cohort
Male	3	37.5%
Female	5	62.5%

Graduates - Enrolled in a Community or Technical College

Race/Ethnicity:

Race/Ethnicity	Number	Percent of Cohort
White	9	36.0%
African American	0	0.0%
Hispanic	14	56.0%
Asian	0	0.0%
International	0	0.0%
Other	2	8.0%

Gender:

Gender	Number	Percent of Cohort
Male	9	36.0%
Female	16	64.0%

Graduates - Not Found

Race/Ethnicity:

Race/Ethnicity	Number	Percent of Cohort
White	26	33.3%
African American	3	3.8%
Hispanic	43	55.1%

Asian	1	1.3%
International	2	2.6%
Other	3	3.8%

Gender:

Gender	Number	Percent of Cohort
Male	30	38.5%
Female	48	61.5%

Transfer Detail (through FY 2014)- Del Mar College

Transfer Measure Detail

Transfers to Senior Institutions						
	All Students		Academic Students		Technical Students	
Fall 2014 Cohort	1,599	(100%)	890	(100%)	709	(100%)
0-12 hours	15	(0.9%)	9	(1.0%)	6	(0.8%)
13-24 hours	26	(1.6%)	21	(2.4%)	5	(0.7%)
25-29 hours	6	(0.4%)	5	(0.6%)	1	(0.1%)
30-42 hours	20	(1.3%)	18	(2.0%)	2	(0.3%)
43+ hours	171	(10.7%)	123	(13.8%)	48	(6.8%)
Non Transfer Completers	183	(11.4%)	64	(7.2%)	119	(16.8%)
Non Completers	1,178	(73.7%)	650	(73.0%)	528	(74.5%)
All Transfers Total	238	(14.9%)	176	(19.8%)	62	(8.7%)
Awarded Core	71	(4.4%)	58	(6.5%)	13	(1.8%)

Excellence - Key Measures

Licensure Rate

26. Pass rate for excellent programs whose graduates are required to pass a licensure exam to practice in the field.							
CIP	Program	2011		2012		2013	
		Number Takers	Pass Rate	Number Takers	Pass Rate	Number Takers	Pass Rate
12040100	Cosmetology/Cosmetologist, General	42	93.0%	43	93.0%	37	97.0%
43010200	Corrections	28	93.0%	41	100.0%	9	100.0%
43010700	Criminal Justice/Police Science	65	97.0%	50	98.0%	42	100.0%
43020300	Fire Science/Firefighting	66	92.0%	43	95.0%	31	90.0%
51060100	Dental Assisting/Assistant	15	100.0%	19	100.0%	20	100.0%
51080300	Occupational Therapist Assistant	20	90.0%	17	100.0%	19	100.0%
51080500	Pharmacy Technician/Assistant	5	100.0%	6	100.0%	5	100.0%
51080600	Physical Therapist Assistant	23	100.0%	21	90.0%	21	90.0%
51090500	Nuclear Medical Technology/Technologist	8	100.0%	6	100.0%	8	100.0%
51091000	Diagnostic Medical Sonography/Sonographer and Ultrasound Technician	14	93.0%	14	93.0%	15	100.0%
51091100	Radiologic Technology/Science - Radiographer	18	100.0%	17	100.0%	18	100.0%
51100400	Clinical/Medical Laboratory Technician	7	100.0%	7	100.0%	12	100.0%
51390100	Licensed Practical/Vocational Nurse Training	9	100.0%	5	100.0%	5	100.0%
51390100	Licensed Practical/Vocational Nurse Training	9	100.0%	5	100.0%	5	100.0%

Excellence - Contextual Measures

27. Certification and Licensure	FY 2007	FY 2013	FY 2014	Point Change FY 2007 to FY 2014
Pass rate on state or national exams.	94.1%	87.1%	90.8%	- 3.3

For more information, see the [licensure report](#).

Quality Enhancement Plan

28. Quality Enhancement Plan, Including Reaffirmation Year

Del Mar College's Quality Enhancement Plan (QEP), MATH: The Road to Success, is designed to improve student success in developmental math and college-level math courses. A course design will align the curriculum, incorporating computer-assisted instruction to increase time on task and practice, and integrate active learning strategies in the classroom to facilitate engagement. Academic seminars will provide additional assistance, focusing on difficult math topics, math anxiety, and study and test-taking skills.
https://cms.delmar.edu/display_qep_document.php

Update Fall 2014:
 The QEP group completed year three in spring 2014. The team has continued to develop strategies to adjust and to advance the goals of the QEP. In particular, the QEP was fully implemented in year three: nearly all sections of Math 0371 followed the QEP plan/curriculum; while 3-to-4 sections of Math 0371 did not follow the QEP curriculum and served as comparison group. The QEP group continued training faculty in QEP related curriculum and pedagogy. And team continues to assess the effectiveness of the strategies articulated in the original plan with positive results in several areas. Where the QEP group identifies areas needing improvement, they revise the plan semester by semester with action plans to improve the outcomes of the QEP. Action plans for year four have been set and implemented beginning in fall 2014.

Excellent Programs

29. Excellent Programs

Highlighted Excellent Programs 1

The Biology/Biotechnology program has an undergraduate research project supported through two current and several past grants from the National Science Foundation and the United States Department of Agriculture. Del Mar College (DMC) has been revising science education with Vision and Change initiatives. A Mentoring Project Team has incorporated the Vision and Change concept-based curriculum by using authentic research experiences, case studies and implementing a new mobile device platform to allow students to review preloaded podcasts of critical laboratory techniques. DMC is a member of the Science Education Alliance program that includes the Howard Hughes Medical Institute (HHMI) National Genomics Research Initiative, a program that integrates both research and education in genomics for undergraduate students. The Mentoring Project Team has also embedded an authentic research component into bioscience courses. In addition, two of the current grants support intense 10 week summer undergraduate research in which students work in labs throughout the country. Over 80 Mentoring students have presented their research over 100 times at national and regional scientific venues, published over 40 papers and abstracts, over 90% have either matriculated into a 4-year degree program or have secured employment and 50% are reporting plans to complete advanced degrees such as a Ph.D. or M.D.

<http://www.delmar.edu/Biotechnology/biotechnology.aspx>

Highlighted Excellent Programs 2

The Del Mar College (DMC) Department of Nurse Education received a Texas Workforce Commission grant in the amount of \$99,900.00 (2015-2016) to develop and implement a Hybrid Nursing Preceptor Training Program. The training

program will strengthen collaborative relationships with healthcare clinical sites to select and train Nursing Preceptors. The Nursing Preceptors will act as one to one mentors, assist in student clinical evaluations and bring immeasurable value to the clinical learning experience by guiding students in patient care and in demonstrating the role of the nurse in patient care situations. In addition a Texas Higher Education Coordinating Board (THECB) grant in the amount of \$150,000.00(2015) was also awarded under the Nursing Innovation Grant Program Building Lab and Simulation Capacity to develop and expand computer lab, nursing skills lab, and simulation lab capacity and capabilities. The overall goal of a project is to shift clinical hours from traditional patient care clinical situations to lab and simulation activities, and ideally, to reduce the total number of contact hours of clinical instruction in the initial RN licensure program. The DMC Department of Nurse Education has received Texas Board of Nursing Full RN Program Approval with Commendation for the last three years. NCLEX-RN pass rates 96.38(2012),90.9(2013),92.68 (2014).

30. Significant Recognitions - 2013:

Number of members in Phi Theta Kappa	95
Number of students eligible for Phi Theta Kappa membership	1500
Number of students in service learning programs	1232

Exemplary programs or citations/Other national recognitions:
 Significant Recognition's – 2013

In 2013 the College's administration, faculty, staff and students received significant recognition's that highlighted individual and group outstanding academic achievements.

Administration:

The College Administration toured the TPCO's America Corporation facilities in Tianjin, China in January 2013 with coverage by Kill's Anchor Joe Gazin. The South Texas delegation headed by Del Mar College President Dr. Mark Escamilla also included DMC's Lenora Keas, Executive Director of Strategic Planning and Assessment, Craft Training Center President Anne Matula and Texas A&M University-Corpus Christi Vice President Luis Cifuentes. TPCO America's steel mill is expected to open in 2014 near Gregory with the need for 600 to 800 well-trained workers. The tour included coming up with the most efficient means of recruiting and training personnel and taking advantage of the Coastal Bend's existing colleges and training centers.

Dr. Fernando Figueroa, Provost and Vice President of Instruction and Student Services, and Dr. Robert Hatherill, Associate Professor of Biology, and attended an invitation only conference, Vision and Change in Biology Undergraduate Education: Chronicling Change, Inspiring the Future, in August 2013 in Washington, D.C. Invited participants were either a faculty member contemplating but not yet engaged in the change effort; change-enabling administrator; partnering science education researcher or director of a campus teaching and learning center; or a graduate student who can give insight into the change process and outcomes.

The Del Mar College Board of Regents approved College expansion to Corpus Christi's Southside at the regular meeting in September 2013. During a retreat discussion regarding the future vision of the DMC District, College administrators presented statistical trends, population growth and shifts in the community. Three parcels of property, totaling approximately 95 acres at Yorktown and Rodd Field Road, are in proximity to vacant land, city park spaces and near the new Corpus Christi Independent School District high school. These parcels represent the College's best option for a Southside Presence with regard to the College's mission, the Board's vision and available funds. The price of the three parcels is about \$6.7 million, contingent on closing costs and final negotiations. Through prudent management and cost containment efforts, the College will use reserve and plant funds for this purchase.

The Del Mar College Board of Regents, College officials, and invited guests and representatives from the Broadmoor Neighborhood initiated the demolition of the old osteopathic hospital located at 1502 Tarlton Street during a "Clean Sweep" ceremony on April 2013. The College is in the process of preparing to clear that lot to enhance neighborhood security and the well-being of area residents, the Windsor Nursing and Rehabilitation Center, the Primera Iglesia Bautista and the city's Broadmoor Senior Center, among other facilities in the Broadmoor Neighborhood.

Faculty and Staff:

The following six people received the Blue and Silver Spectacular Award: Distinguished Staff, Rosa Linda Reynoso, staff writer/editor with the DMC College Relations Office; Distinguished Faculty, the late Mike Anzaldúa, Professor Emeritus of English who taught in the Department of English and Philosophy; Distinguished Friend, Wayne Squires, Past President of the Del Mar College Foundation; Young Alumni, Brady McNulty, who earned three associate degrees from the College and is now a Doctor of Pharmacy candidate at Texas A&M University-Kingsville's Irma Lerma Rangel College of Pharmacy; Distinguished Alumni, Trey McCampbell, current Chairman of the Del Mar College Board of Regents; and Outstanding Alumni, Chris Adler, former President of the Del Mar College Board of Regents. Nominated by their peers and selected by the Alumni Association Awards Committee during a blind review process, honorees took center stage during the Blue and Silver Spectacular Awards Dinner and Ceremony held on September 19, 2013.

Dr. John Robert Hatherill, Associate Professor of Biology in the Natural Sciences Department, was chosen as the College's nominee for the 2013 Minnie Piper Professor Award. For the fourth consecutive year, he represented the College as a nominee for the award. Dr. Hatherill has been teaching at Del Mar College since 2004 and established the College's Biotechnology Program in 2007.

Anthony and Timothy Precella, Professors of Mathematics, were selected as recipients of the NISOD Excellence Teacher Award for 2012-2013. They were recognized as outstanding educators and for their demonstrated teaching excellence in their discipline at the 35th Annual NISOD International Conference on Teaching and Learning Excellence on May 26-29, 2013, in

Austin, Texas. They have been teaching at Del Mar College since 1990.

Elizabeth Flores, Professor of Political Science in the Department of Social Sciences, was honored as the Del Mar College's 2013 recipient of the Dr. Aileen Creighton Award for Teaching Excellence. First established in 2002 and named after Dr. Aileen Creighton, Dean Emeritus of Arts and Sciences, the award represents the late educator's legacy as a "master teacher" and serves as the benchmark that faculty must emulate to receive the honor.

Alan Berecka, Reference Librarian, returns to the contemporary American poetry scene with his latest collection of narrative poems, "With Our Baggage," published by Lamar University Press in July 2013. "With Our Baggage" contains 99 poems that often recall Berecka's experiences and observations as a member of a Catholic Polish family in upstate New York.

Sally L. Reigle, Coordinator of Alumni and Donor Services in the Office of Development at Del Mar College, has been selected to join an elite network of more than 5,000 women as a member of Leadership Texas. Reigle is among 92 women competitively selected to participate over the next year as a member of the Leadership Texas Class of 2013. Leadership Texas is part of Women's Resources, which was established to advance the power of leadership and legacy through programs that connect, inspire, empower and honor women. The program is now in its 31st year

Dr. Marcus Myers, Assistant Professor of Interpreter Preparation in the American Sign Language and Interpreting Program, was elected President of the Texas Association of the Deaf (TAD). Association members elected Dr. Myers to a two-year term during the TAD conference held on August 2013 in Galveston, Texas.

Barbara DuFrain, Associate Professor of Computer Science, received the National Institute for Women in Trades, Technology and Science (IWITTS) Hall of Fame 2013 Award for her commitment to increasing the number of women in science, technology, engineering and mathematics (STEM) fields. IWITTS helps educators nationwide close the gender gap for women and girls in male-dominated careers, such as technology, the trades and law enforcement.

In August 2013, Del Mar College's Fire Science Program has been recognized as one of the best from across the country offering both quality and affordable educational options for tomorrow's firefighters by FireScience.org (Fire Science Online). The program was identified as one of 90 out of over 900 colleges that offer the highest returns-on-investment (ROIs). Chris Black, Chair of the Department of Public Safety Education, and Walter Thieme, Assistant Professor/Fire Academy Program Director, also received another prestigious recognition in March 2013. The National Fire Academy (NFA) approved the College's Fire Science program for the Fire and Emergency Services Higher Education (FESHE) recognition program, which made DMC the only community college in Texas and one of only 16 community colleges in the nation to receive the recognition. The DMC Fire Science program met the minimum standards of excellence established by FESHE professional development committees and the NFA.

Students:

Six Del Mar College students were accepted to pharmacy school for the 2013 fall semester. The DMC students who have enrolled into a Pharmacy School include: Aaron Beach, University of North Texas Health Science Center College of Pharmacy; Alice Onchari, University of the Incarnate Word Feik School of Pharmacy; Thuy Duong T. Lam, University of Houston School of Pharmacy; Eugenio Lopez and JoAnn Molano, transfer students to Texas A&M-Kingsville Health Science Center Irma Lerma Rangel College of Pharmacy; and Jehu Tomas Gracia, transfer student to Creighton University School of Pharmacy, Omaha, Nebraska. Admission to most pharmacy programs requires 90 or more hours of coursework.

The Del Mar College Concert Choir and Master Chorus and Dennis Richardson, Assistant Professor of Music and Director of Choral Activities, have been invited to perform in the world-renowned venue, Carnegie Hall, in New York City. Their performance is part of a special concert event scheduled May 23, 2014.

During a December 2013, pinning ceremony, eight Banquete High School students received their pins and certificates after completing the Certified Nurse Aide program with Del Mar College Continuing Education. The students are the high school's first to participate with the program and include Alyssa Zarate, Jassel Ramirez, Guy McClendon III, Ricky Benavides, Rogelio DeLaPaz Jr., Ashley Garcia, Itzel Fernandez and Maritza Perez. The students will now take the Texas Nurse Aide Registry examination and will complete a written examination and then demonstrate five randomly selected skills tests within 30 minutes. Overall, students were required to master 22 skills that are required as part of the curriculum approved by the Texas Department of Aging and Disability Services.

Invited by organizers of the South Texas Underground Film Festival, known as STUFF, Del Mar College Culinary Arts students hosted a "Living Dolls" tea party at the Art Center of Corpus Christi in October 2013. The annual tea party serves as a midterm exam for students each fall. Not only is flavor an important factor of each students' creation but also presentation. Sixteen first- and second-year students prepared tea sandwiches, petit fours, pastries and other delectable creations for the event as part of requirements of the PSTR 1310 Pies, Tarts, Tea Cakes and Cookies class.

Two Del Mar College biotechnology majors were recognized at the Texas Branch of the American Society for Microbiology Spring Meeting in New Braunfels in May 2013. M. Clayton Speed took first place, and Louisa Hughes won an honorable mention in the undergraduate poster competition during the annual spring meeting. Speed and Hughes competed against 40 other entries in the undergraduate poster contest. Speed's poster, "Investigating the Role of DSS1 in Homologous Recombination DNA Repair," is based on research the biotechnology major conducted as an intern at the Lawrence Berkeley National Laboratory (LBNL) in California in the summer of 2012.

Ten Del Mar College students represented the institution at the Community College Aerospace

Scholars (CAS) 2013 competition held at the Johnson Space Center in Houston in March 2013. The annual competition attracted 115 students from 14 Texas community colleges, including San Antonio College, Collin College and El Paso Community College to name a few. DMC participants included engineering majors Andres Castellanos, Gabriel De Jesus, Richard De Luna, Edgar Hinojosa, Mark Mathias, Woody Owens and Robert Villarreal. Biotechnology major Portia Hall, chemistry major Zachariah Rollins and mathematics major Jennifer Sheriff also competed.

Six students from the Del Mar College Music Department's Concert and Jazz Bands were named to the 2013 Texas Two-Year College All-State Concert Band and All-State Jazz Band. The Del Mar students participated during the annual Texas Music Educators Association Convention held February 2013 in San Antonio. Gary Graves performed in the All-State Jazz Band while Trevor Adams, Eric Cadondon, Nancy Ortiz, Andrew Reyes and Dominic Zambrano performed as part of the All-State Concert Band. Over 100 students from 23 community colleges from across the state participated during either the Concert or Jazz Bands competitions.

Significant Recognitions - 2014:

Number of members in Phi Theta Kappa	104
Number of students eligible for Phi Theta Kappa membership	1029
Number of students in service learning programs	1294

Exemplary programs or citations/Other national recognitions:
Significant Recognition's – 2014

FACULTY AND STAFF:

- Job well done goes to Tina Butler, Executive Assistant to the President, for receiving a the National Association for the Advancement of Colored People (NAACP) "Humanitarian Award" from the H. Boyd Hall Corpus Christi Chapter. Tina received this honor during the 44th Annual Dr. Martin Luther King Jr. Freedom Fund Banquet in January 2014 and was among six local community leaders who received this special award during the event.
- Kudos to Board of Regents Chair Trey McCampbell for receiving the Henry Baldwin Award from the Corpus Christi Chamber of Commerce during their "A Year to Remember" awards luncheon in December. The award is the Chamber's highest honor. Chamber officials noted that McCampbell's commitment to community exemplifies the spirit of outstanding service.
- The DMC Vikings Alumni Association won La Palmera Mall's Forest of Giving contest. Organizations decorated Christmas trees, and patrons were asked to vote for their favorite tree. The Alumni Association used a patriotic theme to honor area veterans and won the most votes out of the 6,400 cast. La Palmera Mall awarded \$2,500 to the Alumni Association to support two Veterans Centers on the College's East and West Campuses.
- The YWCA Corpus Christi will honor Tammy Frank McDonald, Executive Director of Human Resources Administration, as a 2014 "Y Women in Careers" Award recipient during their 35th annual recognition event on Feb. 27, 2014. The YWCA Corpus Christi has honored professional women of the Coastal Bend who serve as role models for girls, teens and young women who encompass the future. McDonald is among eight women the YWCA will recognize with the honor.
- Congratulations to Elizabeth N. Flores, Professor of History in the Social Sciences Department, as the recipient of the 2014 Educator of the Year Award by the League of United Latin American Citizens Council 1. Flores will receive the award on Feb. 19, 2014 which is given to individuals who share their time and talent and empower individuals to make informed decisions that touch the Corpus Christi community. She is among DMC faculty who initiated the College's Mexican- American Studies program and is also a Del Mar College Dr. Aileen Creighton Award for Teaching Excellence recipient.
- Congratulations to Sushil Pallemoni, Director of Institutional Research, and his team—including Research Associates, Eugenia Haas and Dianna Guerrero and Administrative Assistant Leilani Crown—for winning an award for Electronic/Interactive Content Delivery during the Texas Association of Institutional Research conference in Dallas in February. The team was recognized for having the best IR website and dashboard in Texas after competing against top universities and several colleges from across the state. The team received compliments on the dashboard tools with other professionals wanting Pallemoni to train their staff. Kudos for team work also goes to August Alfonso, Chief Information Technology Officer, and his Information Technology staff for their continued support of Institutional Research web pages and technology needed to create the award-winning tools.
- Robert Muilenburg, Assistant Professor of Journalism and Foghorn Advisor, and Scott Beckett, Publications Assistant, shared great news with the announcement of awards won during regional and national competitions this spring. The student newspaper, Foghorn, received third place for the "Best Newspaper" in the two-year school, more than 7,500 enrolled category during the College Media Association convention held in New York City in March. The 2014 David L. Adams Apple Award marks the first time the Foghorn has been recognized among the top three recipients since the 1970s.
- Congratulations to Dr. James "Jim" Klein, Associate Professor of History in the Social Sciences Department, who was elected to become the Texas Conference President of the American Association of University Professors (AAUP). Dr. Klein's term begins June 1. He will promote the concepts of Shared Governance and Academic Freedom across Texas as well as represent the state during the National Convention of the AAUP.
- Dr. Teresa Klein, Assistant Professor of Psychology in the Social Sciences Department, will serve as one of the Regional Vice Presidents of the Texas Conference President of the American Association of University Professors (AAUP).
- Recognition goes to Jessica A. Alaniz, Assistant to the Chief Financial Officer and Vice President of Operations, Comptroller John Johnson, Strategic Planning and Workforce

Initiatives Research Associate Eugenia Haas for producing Del Mar College's award-winning Distinguished Budget, recognized by the Government Finance Officers Association (GFOA) of the United States and Canada. The Del Mar College District received the GFOA's Distinguished Budget Presentation Award for the fiscal year beginning Sept. 1, 2013, and a Certificate of Recognition for Budget Presentation after satisfying nationally recognized guidelines. The GFOA's Distinguished Budget Presentation Award Program is the only national award program in governmental budgeting with the organization serving over 17,800 government finance professionals throughout North America. Dr. Lee Sloan, Chief Financial Officer and Vice President of Operations, and Lenora Keas, Executive Director of Strategic Planning and Workforce Initiatives, collaborated on the project.

- The Association of Fundraising Professionals—Coastal Bend Texas Chapter named Sally Reigle, Development Coordinator with the Office of Development, as Vice President on their 2014 Board of Directors. The chapter's mission is to advance philanthropy by empowering people and organizations to practice effective and ethical fundraising through education, training, networking, mentoring, recognition, providing resources and advocacy.

- Mrs. Beverly Cage, Director of Student Leadership and Campus Life and SGA Advisor, was selected as runner-up for Advisor of the Year and became the 2014-2015 Region VI Advisor at the 2014 Texas Junior College Student Government Association (TJCSGA) Convention.

- Kudos go to the College Relations Office for bringing home national and district awards this spring from the National Council for Marketing and Public Relations (NCMPR) and the Council for Advancement and Support of Education (CASE). CRO won a national NCMPR Silver Paragon Award for the College's 2013 "Dreams. Delivered" radio series in March. The office also brought home three awards from the CASE District 4 conference, a Silver Accolades Award in the PSA/Radio Spots category (series) for "Dreams. Delivered.," a Bronze Accolades Award in the Project or Special Event category for DMC Foundation "Double the Dreams" Challenge and a Bronze Accolades Award for "Dreams. Delivered." Earning Power in the PSA/Radio Spots category (single). Award winners during these competitions represent the best work submitted by member community colleges and other institutions of these two professional organizations.

- Dr. David Sutanto, Associate Professor of Piano, and Dr. Shao-Shan Chen, Assistant Professor of Piano, are heading to Singapore on May 21. The two Music Department faculty members will join six other internationally renowned pianists to serve as adjudicators during the 5th Singapore Performer's Festival and Chamber Music Competition at the Yong Siew Toh Conservatory of Music with the National University of Singapore in mid-June. Dr. Sutanto and Dr. Chen will adjudicate solo, duet, trio, quartet and quintet piano performances during this very significant competition that attracts musicians from Singapore and other South East Asian countries such as Malaysia, Thailand and Indonesia, among others. While in Singapore, the couple will also present a public piano masterclass.

- Congratulations to Ann Fierova, Director of the DMC Small Business Development Center, and her team for placing one of the SBDC's success stories in the April issue of America's SBDC Network Connect, the national newsletter for the organization. The story features Maricela Sanchez, owner of Bespoke Crates & Gates, who needed help with writing a business plan, pro forma projections and marketing assistance for her luxury crates, gates and panels for pets. SBDC Business Advisors Jamey Jones and Theresa Moffitt helped Sanchez put her plans in action.

- The Nonexempt Employees Council selected Mary Dolores Moreno, Administrative Assistant in the East Campus Student Enrollment Center with Student Outreach and Enrollment Services, as a the Nonexempt Circle of Pride Awardee for her commitment to students. The award recognizes the exceptional service that Nonexempt employees are "caught in the act" delivering or going beyond their duties to assist others.

- The Relay for Life fundraiser for the American Cancer Society was well worth the effort as Del Mar College's Viking Voyagers brought in more than they pledged toward this year's event. The team's pledge was \$1,000, but they actually raised \$2,107 thanks to donations and support from the DMC campus community and Commercial Metals Company, which gave \$500 toward the cause. The team included Viking Voyager Captain Catherine Muñoz-Myers, top fundraising member Sylvia Larick, followed by Lisa Centennial, Natalie Villarreal, Kathy Howden, Rosa Linda Reynoso, Ruby Martinez, Rachel Hernandez, Melinda Eddleman and Christina Ochoa Canales.

- Kudos to the DMC Development Office and Del Mar College Foundation for the Sixth Annual "Bernie's Famous Crawfish Boil" held at the Concrete Street Market Pavilion this spring.

Featuring all-you-can-eat crawfish and shrimp, a silent auction and Jewel of the Bayou Leroy Thomas and his Zydeco Roadrunners, this year's event raised over \$75,000 for student scholarships. Congratulations to Executive Director of Development/Foundation Mary McQueen and her team— Amy Towery, Sally Reigle, Natalie Villarreal, Joel Soliz, Elsie Odom, Deborah Johnson, Javier Escamilla, Mary Orf, Mary Lou Whittington and Mary Elizabeth Whited—for their hard work, along with Crawfish Boil Honorary Chair Bernard Paulson, General Chairs Paulette Kluge and Todd Walter and all of the Foundation Trustees who assisted with this year's event.

- Job well done with the Del Mar College Viking float coming in second place during the Buc Days Night Parade. Helping bring a Viking ship to fruition from paper drawing to real life vessel was Physical Facilities' Onorio "Pete the Painter" Villalobos. Pete's expertise in carpentry proved indispensable during float construction, which the College also used to display the Viking helmet constructed by Associate Professor of Welding "Sonny" Vela and his team. The DMC Viking Alumni Association led this year's float construction team, including Assistant Director of Development and Alumni Services Amy Towery and Alumni Coordinator Natalie Villarreal, who worked hard to make sure Del Mar College was well represented in the parade.

- Kinesiology Professor, Carolyn Mauck with the Kinesiology Department became the College's 13th recipient of the Dr. Aileen Creighton Award for Teaching Excellence during Fall 2014 Convocation. The Del Mar College alumna joined the faculty in 1985 and has taught courses ranging from aerobics and weight training to yoga and other recreational and sports activities. Mauck is most recognized for her social dance classes and student participation during demonstrations provided at the annual "Bernie's Famous Crawfish Boil." Supporters noted she is valued as a first-class educator who not only cares that her students learn the subject matter but also learn how to apply that knowledge to live a more successful, fulfilling life.

- The Texas Higher Education Coordinating Board appointed Dr. Fernando A. Rodriguez, Chairman of the Social Sciences Department, to the Academic Course Guide Manual (ACGM) Learning Outcomes Project for 2014 as a member of the Geography Learning Outcomes Work Group. Dr. Rodriguez's service on this taskforce recognizes him as a subject area expert to revise course descriptions and develop student learning outcomes for pre-approved lower division academic courses offered by public community and technical colleges in Texas for state funding. These courses are guaranteed to be fully transferable to Texas public universities with taskforce members contributing and reviewing course syllabi as part of recommendations to the THECB.
- Dr. Phillip Davis, Professor of Computer Science and Advanced and Emerging Technology in the Computer Science, Engineering and Advanced Technology Department, will serve as senior researcher for Del Mar College as part of the National Science Foundation grant funded project, "Adapting Spatial Skills Curriculum to On-Line Format for Community College Instruction: A Critical Link to Retain Technology Students." Del Mar College is one of four community colleges across the nation to receive \$80,000 for research supporting this initiative led by the Stevens Institute of Technology in New Jersey and Michigan Technical University. The project will engage STEM students from various DMC departments in the use of spatial thinking activities to increase their ability to visualize, manipulate and solve 3D application problems.
- The National Council of State Boards of Nursing (NCSBN) chose Katherine McClendon, RN and Health Care Coordinator with Career and Community Education, to serve on their three-day Job Analysis panel (Sept. 15-17) in Chicago at their headquarters. While at the NCSBN headquarters, McClendon will assist with creating the next Nurse Aide Exam as part of the council's Item Development Program. Among her responsibilities, McClendon teaches the Certified Nurse Aide Training curriculum, which requires 144 hours of class and clinical work as students learn to master the 22 skills required as part of the curriculum approved by the Texas Department of Aging and Disability Services.
- Ralph Goonan, Publications and Web Marketing Communications Specialist, and Catherine Muñoz-Myers, Publications Specialist, with the College Relations Office were selected as presenters for the National Council for Marketing and Public Relations' 2015 national conference, "Trailblazers Converge!" in Portland, Oregon in March, 2015. Goonan and Muñoz-Myers will provide a breakout session, "From Paper to Paperless: Turning Your Publications into Apps," to share basic tools to turn a publication from traditional to convenient by converting a printed piece into a mobile app. Attendees will learn about the design process as well as how to test the mobile publication and then how to publish the piece.
- Lenora Keas, Vice President of Workforce Development and Strategic Initiatives, represented Del Mar College as part of a panel presentation, "Jobs in the Energy Industry," during the Congressional Hispanic Caucus Institute's 2014 Energy Summit in Washington, D.C., on Sept. 30. The session focused on expanding job opportunities for Latinos in oil and gas industries with panelists discussing job training programs around the country and Latino leadership in this field. U.S. Representative Henry Cuellar facilitated the panel discussion with Keas reporting on the College's Process and Instrumentation Pilot Plant being built with the support of Cheniere Energy, the Type A Board and other industry leaders.
- Del Mar College President, Mark Escamilla, Ph.D., traveled to Oklahoma City on Sept. 29 to accept the National Council for Marketing and Public Relations District 4 Pacesetter of the Year Award. The award recognizes presidents or CEOs at two-year community or technical colleges or district offices who have demonstrated leadership and support in the area of college communications and marketing. Emphasis is placed on accomplishments within the past year. The Pacesetter Award is presented annually in each of NCMPR's seven districts, and district winners are then considered for the national Pacesetter Award. The recipient will be announced in early January and recognized during NCMPR's national conference in Portland, Oregon, in March.
- Congratulations to the Radiologic Technology Program in the Department of Dental & Imaging Technology and Melinda Wren, Director and Assistant Professor of Radiologic Technology, and her team for "maintenance of accreditation for a period of eight years" by the Joint Review Committee on Education in Radiologic Technology. The program was evaluated according to the "Standards for an Accredited Educational Program in Radiography" and received the maximum award of accreditation from the JRCERT. The JRCERT is the only agency recognized by the U.S. Department of Education for the accreditation of traditional and distance delivery educational programs in radiography, radiation therapy, magnetic resonance and medical dosimetry.
- The College Relations Office brought home two Medallion Awards for work entered in the National Council for Marketing and Public Relations District 4 annual competition. The office won a Silver Medallion Award for the "2012-2013 Popular Annual Financial Report" in the College Annual Report category and a Gold Medallion Award for the article "On the Road: Del Mar College's Transportation Training Services Meeting Demands of South Texas" in the Feature Writing category.
- Congratulations for "setting a record" goes to Mary McQueen, Executive Director of Development, Del Mar College Foundation Board of Trustees and volunteers and Development team members, including Amy Towery, Sally Reigle, Natalie Villarreal, Joel Soliz, Elsie Odom, Deborah Johnson, Javier Escamilla, Mary Orf, Mary Lou Whittington and Mary Elizabeth Whited. As of Oct. 17, the Del Mar College Foundation has awarded 1,379 scholarships to 1,141 students for a total of \$1,311,978. McQueen reports this is the highest amount awarded during the Foundation's 30-year history and represents about a 30% increase in the total amount awarded over last year.
- Congratulations to Ida Trompeter, Director of GED/ABE/ESL Instruction, Anne Cunningham, Assistant Dean of Career and Community Education, and Lenora Keas, Vice President of Workforce Development and Strategic Initiatives, for securing the Texas Workforce Commission's two-year Adult Education and Literacy Grant for \$3,495,882 to help residents in a 12-county area to prepare for better lives and better wages. The funds support Del Mar College's GED/ABE (General Education Development/Adult Basic Education) Educational Solutions of the Coastal Bend program with College and partner representatives. The TWC grant runs through June 2016 and will cover instruction for approximately 3,070 individuals needing adult education and literacy services.
- Ida Trompeter, Director of GED/ABE/ESL Instruction secured a \$10,000 Coastal Bend Community Foundation grant that will cover GED testing scholarships, which now cost \$125 for students to take their final exam to earn their high school equivalency. The grant will cover 80 scholarships now through June 2015.
- Kudos to Celia Garza, Business Advisor with the College's Small Business Development Center, for providing exceptional service to young entrepreneur Bella Abastta, who fresh out

of high school sought her own business outside the family business. Garza encouraged Abastta to attend training seminars offered by the SBDC to learn the fundamental business essentials such as start-up, marketing and financial statements. Abastta completed a business plan and three-year financial projection plan that enabled her to obtain a commercial loan. Today, Abastta has realized her dream and operates MOSAIC, a boutique that offers eclectic selections of stylish and trendy women's clothing and accessories thanks to the guidance provided by Garza and the services at the SBDC.

- G.I. Jobs recognized Del Mar College as a "2015 Military Friendly School" in their October 2014 issue. Colleges and universities across the nation are selected based on the best programs and services offered to military and veteran students with over 1,600 included on the list. Del Mar College is one of 106 institutions selected in Texas. Military and veteran students can utilize G.I. Jobs' School Matchmaker online service through GJobs.com. Thanks to the services provided by Tammy Micallef, Director of the Del Mar College Veterans Center, and her team to our current and potential military and veteran students.
- Congratulations to Del Mar College President, Dr. Mark Escamilla on receiving recognition for his community work by two local organizations in November. The Corpus Christi Hispanic Chamber of Commerce presented him with the 2014 "Community Advocate of the Year" award during their 76th Anniversary !Nuestro Exito! Annual Gala and Awards Ceremony. The Westside Business Association also honored Dr. Escamilla with a Leaders Award during their 35th Annual Community Leaders Awards Banquet, "Salute to Leadership: A Celebration of Those Who Serve," with the award reading "In Recognition of Your Outstanding Contribution to Our Community."
- Viking Volunteers—including DMC students Jamiela Allen, Anthony Henley, Denise Mugabe, Ruby Ramos and Stefan Richter, along with College employees Beverly Cage, Director of Student Leadership and Campus Life, and Cheryl Garner, Dean of Student Engagement and Retention—assisted with staffing needs during the Corpus Christi Symphony Orchestra's special event, "Get Down with Motown," featuring the enduring performance group, The Contours, at the American Bank Center Selena Auditorium in October. During the concert and pre-party and post-concert activities, these volunteers delivered impeccable customer service and provided help with guest registration, seating directions, CCSO memorabilia sales and photo opportunities with the musicians, among other tasks needing attention throughout the entire event. 2014-2015 CCSO Board of Directors member and DMC Regent Sandra Messbarger invited the Viking Volunteers to demonstrate that "Viking Spirit" for this special event, so thanks for a "job very well done!"
- The College's Disability Services Office recognized 2014 "Advocates of the Year" for actively serving DMC students with "disAbilities." A committee that included DMC staff and Student Government Association President Denise Mugabe selected the honorees after reviewing nominations. The honorees include Bethany Goralczk and Moriah Hovey with the Math Learning Center, Agnes Lynch with the Mathematics Department, English & Philosophy Department Chair Alan Clark and Music Department faculty member Dr. Scott Hagarty. The award recognizes the significance of these individuals' service by providing meaningful experiences and commitment to the advancement of students with disabilities through advocacy and support.
- Information Technology Department and Stone Writing Center staff collaborated to host "CANVAS on the Coast," a free two-day conference for the Texas Canvas Users Group made up of educators from K-12 schools and colleges and universities across the state. More than 200 individuals attended the conference Nov. 6-7 to learn more about the "Learning Management System" or "LMS" called Canvas, which is a product of Utah-based Instructure and used by institutions across the country. The conference included 26 panels organized into five paths designed to match educators' familiarity with the Canvas software and their goals regarding using the LMS. The company chose Del Mar College to host the second conference, which positions the College as a leader in innovation of online delivery of instruction. Kudos to Chief Information Officer August Alfonso and SWC Director and Professor of English Linda Eubank and their teams for a successful conference!

STUDENTS:

- The following 11 Concert Band students from the Music Department earned a place in the 2014 Texas Community College Band Directors Association (TCCBDA) All-State Band, including Trevor Adams (French Horn), Isaac Balboa (Flute), Eric Cadondon (Bb Clarinet), Lea Colchado (Bb Clarinet), Robert Esquivel (Tenor Trombone), Craig Foster (Tuba), Frank Munoz (Trumpet), Alisa Rodriguez (Alto Sax), Camilo Salinas (Euphonium), James Tolan (Bass Trombone) and Dominic Zambrano (Tuba). These students perform under the direction of Dr. Abel Saldivar Ramirez, Assistant Professor of Instrumental Music, and will attend the Texas Music Educators Association's annual convention this month in San Antonio. These students are among the few selected to perform after providing audition recordings that were professionally evaluated among submittals from hundreds of Texas community college students.
- Ten students from the Music Department's Concert Choir were named to the 2014 Texas Two-Year College All-State Choir after competing against singers from Victoria College and Austin Community College last fall. This month, the DMC students will perform as part of the 200-member chorus during the annual Texas Music Educators Association Convention in San Antonio. The DMC students include Andrew Cady (Bass), Miguel Gutierrez (Bass), Gabriella Hernandez (Alto), Nicholas Lopez (Tenor), Vincent David Pena (Tenor), Belissa Perea (Soprano), Stacy Rendon (Alto), Jordyn Rodriguez (Tenor), Cynthia Shockome (Soprano) and Stephen Stebbins (Tenor). As members of the College's Concert Choir, the students sing under the leadership of Dennis S. Richardson, Assistant Professor of Music and Director of Choral Activities. They also study privately in the studios of Cynthia Longoria and Dr. Raphael Rada, Voice Professors with the Music Department.
- Kudos goes to the Department of Dental & Imaging Technology and the May 2013 Dental Hygiene graduates for a 100% pass rate on the national dental hygiene board examination and the clinical board examination, which is performed on a live patient. Department Chair Dr. David Arreguin also cites this success attributable to full-time and adjunct faculty associated with the program, including Professors Debbie Hughes and Donna Hamil, Assistant Professor Marian Tajchman and Assistant Instructors Eva Sepulveda and Misty Wharton. The 22 graduates include Felixa V. Alvarez, Jennifer A. Cozby, Denisa A. De Leon, Janet Garcia, Ashley M. Gonzales, Israel A. Gonzalez, Alex B. Hartsfield, Iliana Hernandez, Priscilla J.

Herrera, Tracey L. Johnson, Debbie Macias, Maryiela Martinez, Julie A. Matthews, Melissa M. Montalvo, Gabrielle R. Moreno, Kathryn D. Mueller, Socorro D. Tejada, Jannet Villarreal, Jessica R. Villegas, Christina M. Woodd, Ieisha S. Wright and Aimee A. Young.

- Congratulations to Board of Regents member Dr. Nick Adame for his appointment as Chairperson of the National Civil Rights Committee for 2013-2014 by the League of United Latin American Citizens. Under Regent Adame's leadership, 10 other committee members from across the nation and Puerto Rico will carry out LULAC's work to advance the economic condition, educational attainment, political influence, housing, health and civil rights of the country's Hispanic population. Dr. Adame serves as President of LULAC Council 1 in Corpus Christi and provides leadership that serves our local community.
- Radio-Television major Candace Torrez, who will graduate this May, is now a "live" reporter on the KRIS (Channel 6) and KZTV (Channel 10) SUNRISE morning show. For 16 months, she served at KIII (Channel 3) as a production assistant operating cameras and the character generator prior to going "on air" in early March with KRIS/KZTV. A student of Mac Aipperspach, Professor of Radio-Television in the Communications, Languages and Reading Department, Torrez served as a news reader for the Del Mar NOW show since 2012. Her other credits include participating in pageants such as LULAC's Feria De Las Flores competition and as the Miss Corpus Christi representative during the Miss Texas International pageant last year. She is nominated for a Who's Who Among American Community College Students as an active member of the National Honor Society of Leadership and Success.
- Robert Muilenburg, Assistant Professor of Journalism and Foghorn Advisor, and Scott Beckett, Publications Assistant and five Foghorn students—Midori Allen (Associate Editor), Beatriz Alvarado (Journalism major and writer), Kaliegh Benck (Editor-in-Chief), Tera Elwell (Web Editor) and Kelsey Heatley (Managing Editor)—attended the convention. Other students who worked on the winning issue (Dec. 3, 2013) include Jonathan Garcia, Carlos Gonzalez, Mia Hawes, Maria Lara, John Muguerza, Alexandria Rodriguez and Raul Torres, along with recent DMC graduates Cody Bahn and Eddie Puente. Recent DMC graduates Michael Diamante, former Editorial Cartoonist, and Cody Bahn, former Editor-in-Chief, also received awards in Region 8 competition held by the Society of Professional Journalists. Bahn was a finalist for his photo "Playing in the Big Easy" and Diamante earned a first place Mark of Excellence Award for his portfolio submittal in the Editorial Cartooning category, which allowed him to move on to national level competition. Foghorn students also won during the Texas Community College Journalism Association's Division I Contest, earning five first-place awards, three second-place awards, six third-place awards and seven honorable mentions. DMC student Alexandria Rodriguez also was named TCCJA 2014 Journalist of the Year with the honor including a 10-week paid internship at the Corpus Christi Caller- Times this summer.
- Congratulations to three Natural Sciences students who attended the 2014 spring meeting of the Texas Branch of the American Society for Microbiology and brought home Orville Wyss Awards from the student competitions. Jamie L. Vulgamore won First Place in the Oral Presentation Competition on the research topic "Assigning Clusters to Archived Non-sequenced Bacteriophage by Single Gene Amplification." Juan C. Lopez-Johnston won First Place in the Poster Presentation Competition on the research topic "Isolation and Characterization of Two Novel Soil Mycobacteriophages LopTob 1 and LopTob 2." Andrea Alfonso, who is August Alfonso's daughter and the youngest DMC student to win a poster competition, won Second Place in the Poster Presentation Competition on the research topic "Isolation of the Novel Mycobacteriophage Crescent and the Annotation of Gengar." Other DMC students who competed during the Undergraduate Student competitions in New Braunfels are Suzel Alaniz, Alex Andrade, Alia Elkhallil, Anthony Lopez, M. Clayton Speed and Elizabeth Tobias. The nine DMC Natural Sciences students study with Dr. John "Rob" Hatherill, Associate Professor of Biology, and Dr. Daiyuan "Daisy" Zhang, Assistant Professor of Biotechnology, with their projects falling within the REVISION grant.
- Del Mar College's Student Government Association (SGA) leadership brought home awards, titles and responsibilities from the 2014 Texas Junior College Student Government Association (TJCSGA) convention, "Rise Up and Make It Happen," held in Austin, TX in April 2014. Del Mar SGA President, Denise Mugabe won First Place in the poetry contest while DMC student and SGA officer, Payton Jones, was selected as the new TJCSGA Region VI Secretary. The Del Mar College SGA chapter was named runner-up for "Chapter of the Year". TJCSGA membership includes 72 community and junior colleges from across the state and the only student maintained organization in Texas that works to promote the cause of students at the local, regional, state and national levels.
- Nineteen DMC Regional Police Academy graduates under the leadership of Director Stanley Repka all passed the Texas Commission on Law Enforcement (TCOLE) licensing examination on their first attempt to become Basic Peace Officers. The exam consisted of 250 questions covering 33 topics. The graduates' achievement marks a 100% program pass rate for the entire year, along with a 100% first-attempt pass rate on the TCOLE Basic Corrections Officer examination for the last four years. Night class graduates include Lance Cooper (Valedictorian), Rudy Gonzales, Esther Razzo (Salutatorian), Marion Sendejo and Esteban Suarez. Day class graduates include Daniel Briseno (Salutatorian) Eric Cavazos, Adan Garza, Mateo Gonzalez, Michael Gutierrez, Tye Jackson (Valedictorian), David L. Jimenez, Jonathan Jimenez, Carlos Lazo, Jesus Montez, Ronnie Owen III, Caly Perez, Carolina Rosales and Ernest Ruiz.
- Congratulations to the Surgical Technology Program's 2014 graduates, who achieved a 100% pass rate on their first attempt taking the national Certified Surgical Technologist Examination. Under the leadership of Glenn Madden, Surgical Technology Program Director, and Elda S. Garza, Clinical Coordinator, the pass rate on first attempt is a first for the Allied Health Department program. The eight graduates who passed the cumulative exam are now "Certified Surgical Technologists" can work anywhere in the United States. Graduates include Leandra Alvarado, Danielle Berk, Devon Gamez, Vicente Garcia, Deborah Gonzalez, Brandon Harris, Christina Hernandez and Roxanne Ramirez.
- Seven Fire Science Academy students achieved a 100% pass rate on the Texas Commission on Fire Protection exam on their first attempt after the Department of Public Safety Education. The exam runs about three hours and includes 152 written questions, including a skills section that tests three areas randomly selected by the state. The students include Ethan Alvarado, Tyler Bower, Bailee Bryant, Leslie Garza, Gavin Gass, Ashley Parker

and Alan Rodriguez. Congratulations to the students, the Fire Science Academy and Associate Professor/Program Director Walter Thieme and his team!

- Congratulations to the College's competitive speech team, the Vocal Vikings, and Sarah Contreras, Professor of Speech in the Department of Communications, Languages and Reading, for winning Second Place Individual Events Sweepstakes and Second Place Overall Sweepstakes, along with eight additional awards in six categories, during the Newbie Novice Tournament held at Tarrant County College Northeast. The competition was the team's first for the academic year with results as follows: Jordan Bruster, third place in After Dinner Speaking; Jei Jei Kimball, fifth place in Poetry Interpretation; Denise Mugabe, first place in Persuasive Speaking and second place in Impromptu Speaking; Miguel Porfirio, first place in Impromptu Speaking and Programmed Oral Interpretation and second place in After Dinner Speaking; and Anna Romero, third place in Informative Speaking. John Caceres and Imani Peterson also participated during the tournament held in late September.
- DMC Students Andrea Alfonso and Jaime Vulgamore with the Natural Sciences Department's Biotechnology traveled with Dr. Daiyuan "Daisy" Zhang, Assistant Professor of Biotechnology and Dr. Rob Hatherill, Associate Professor of Biology, to Washington, D.C., for the annual National Science Foundation Advanced Technological Education meeting held Oct. 23. The NSF awarded both young scientists an "Award for Excellence" after they presented results from summer research funded through two grants secured by Arts and Sciences Division Dean Dr. Jonda Halcomb—USDA STEP-UP (Science, Technology and Environmental Programs for Undergraduate Preparation to USDA Career Success) and NSF Revision—and the Howard Hughes Medical Institute bacteriophage research they conducted in their biology and biotechnology courses. Drs. Hatherill and Zhang worked diligently mentoring the students in preparation for their poster presentations at the meeting. Alfonso's research, entitled "Purification and isolation of dimeric disintegrins from the venom of Broad-Banded and Trans-Pecos Copperheads and their effects on blood platelets," was conducted at the National Natural Toxins Research Center at Texas A&M University-Kingsville. Vulgamore interned with the U.S. Department of Agriculture's Agricultural Research Services in Maricopa, AZ, with research entitled "Identification of Putative Proteins Interacting with Lipid Droplet Associated-Proteins" and worked expansion of growth after seed germination.
- Eight students from the Music Department's Concert Choir were named to the 2014-2015 Texas Two-Year College All-State Choir after recent auditions. The Del Mar students will participate during the annual Texas Music Educators Association Convention scheduled in February in San Antonio. About 200 students from across the state will attend three days of rehearsals with a final concert showcasing their singing talents. Under the direction of Dennis S. Richardson, Assistant Professor of Music and Director of Choral Studies, Del Mar Concert Choir students selected include Joshua Adams, Florencio Cortez, Steven Garcia, Gabriella Hernandez, Melody Mireles, Christopher Rodriguez, Sarah Silva and Andrea Tovar. Kudos to these eight students for making the All-State Choir.
- The Communications, Languages and Reading Department's Journalism Program and their student publications won awards at the national level with the student literary magazine, The Siren, earning first place for the College Media Association Pinnacle Award. Additionally, Beatriz "Betty" Alvarado, former DMC student and The Siren editor and now a reporter at the Corpus Christi Caller-Times, received a CMA "honorable mention" for Best Magazine Design Spread. Several students attended CMA's National College Media Convention in Philadelphia and participated in onsite competition with the DMC student newspaper, The Foghorn, picking up another award—fourth place for "Best in Show." DMC Journalism students also came home with another 18 awards after competing at the state level against several other Texas community colleges during the annual Texas Community College Journalism Association conference held in Tyler in November. Del Mar students competed against very strong journalism programs at community colleges in Amarillo, Austin, Eastfield, Richland, San Antonio, San Jacinto, Tarrant County and Tyler. Congratulations go to the students and DMC faculty member Rob Mullenburg, Assistant Professor of Journalism, and Publications Assistant Scott Beckett.

Institutional Efficiency and Effectiveness - Key Measures

Institutional Support

31. Institutional support as a percent of total operating expenses.

	FY 2000	FY 2013	FY 2014	Point Change FY 2000 to FY 2014
Institutional support as a percent of total operating expenditures	N/A	18.8%	19.9%	N/A

Tuition and Fees

32. Tuition and fees for 30 SCH.

	FY 2000	FY 2014	FY 2015	Percent Change FY 2000 to FY 2015
Tuition and fees for 30 SCH in two semesters	\$1,018	\$2,884	\$2,914	186.2%

Institutional Efficiency and Effectiveness - Contextual Measures

33. Faculty

	Fall 2000	Fall 2012	Fall 2013	Percent Change Fall 2000 to Fall 2013
Full-Time Total*	297	216	199	- 33.0%
Race/Ethnicity				
White	207 (69.7%)	147 (68.1%)	143 (71.9%)	- 30.9%
African American	10 (3.4%)	9 (4.2%)	7 (3.5%)	- 30.0%
Hispanic	70 (23.6%)	46 (21.3%)	41 (20.6%)	- 41.4%
Asian	8 (2.7%)	12 (5.6%)	5 (2.5%)	- 37.5%
International	0 (0.0%)	1 (0.5%)	2 (1.0%)	N/A
Other	2 (0.7%)	1 (0.5%)	1 (0.5%)	- 50.0%
Gender				
Male	150 (50.5%)	117 (54.2%)	109 (54.8%)	- 27.3%
Female	147 (49.5%)	99 (45.8%)	90 (45.2%)	- 38.8%
Part-Time Total*	295	318	314	6.4%
Race/Ethnicity				
White	210 (71.2%)	197 (61.9%)	177 (56.4%)	- 15.7%
African American	7 (2.4%)	8 (2.5%)	7 (2.2%)	0.0%
Hispanic	71 (24.1%)	94 (29.6%)	97 (30.9%)	36.6%
Asian	5 (1.7%)	4 (1.3%)	11 (3.5%)	120.0%
International	0 (0.0%)	1 (0.3%)	4 (1.3%)	N/A
Other	2 (0.7%)	14 (4.4%)	18 (5.7%)	800.0%
Gender				
Male	153 (51.9%)	147 (46.2%)	142 (45.2%)	- 7.2%
Female	142 (48.1%)	171 (53.8%)	172 (54.8%)	21.1%

*Hispanic faculty members, except international ones, are counted as Hispanic. Faculty who are "Multi-Racial one of which is African American" are included with the African American faculty. Asian includes Asian, Hawaiian, and Pacific Islanders. "Other" includes American Indian, Alaskan Native, Unknown, and two or more races, excluding African American. International faculty are shown as a separate category.

	Fall 2000	Fall 2012	Fall 2013	Percent Change Fall 2000 to Fall 2013
34. FTE Student/FTE Faculty Ratio	15:1	19:1	20:1	33.3%
35. Contact Hours	1,798,168	1,944,320	1,861,664	3.5%
Taught by full-time faculty	74.3%	69.2%	64.7%	- 9.6
Taught by part-time faculty	25.7%	30.8%	35.3%	9.6

Institutional Efficiency and Effectiveness - Finance Measures

Finances per FTE Student

36. Funds by source divided by full-time equivalent students

	FY 2000	FY 2013	FY 2014	% Change FY 2000 to FY 2014
Total revenues per FTE student	N/A	14,472	14,967	N/A
State funds per FTE student	N/A (N/A)	2,993 (20.7%)	3,104 (20.7%)	N/A

Local funds per FTE student	N/A (N/A)	6,967 (48.1%)	7,481 (50.0%)	N/A
Tuition and Fees per FTE student	N/A (N/A)	1,370 (9.5%)	1,537 (10.3%)	N/A
Federal revenue per FTE student	N/A (N/A)	3,141 (21.7%)	2,845 (19.0%)	N/A

37. Expenditures per full-time equivalent students

	FY 2000	FY 2013	FY 2014	% Change FY 2000 to FY 2014
Total expenditures per FTE student	N/A	11,447	12,026	N/A
Instructional expenditures per FTE student	N/A (N/A)	4,779 (41.7%)	5,038 (41.9%)	N/A
Institution Support expenditures per FTE student	N/A (N/A)	2,156 (18.8%)	2,393 (19.9%)	N/A
Academic Support expenditures per FTE student	N/A (N/A)	706 (6.2%)	799 (6.6%)	N/A

38. Financial Viability Ratio

	FY 2003	FY 2013	FY 2014	Point Change FY 2003 to FY 2014
Financial Viability Ratio	N/A	0.58%	1.46%	N/A

For more information on community college finances, go to the Community College Annual Reporting and Analysis Tool (CARAT) at: <https://www1.theccb.state.tx.us/apps/CARAT/>

Success Points

	FY 2012	FY 2013	FY 2014	% Change FY 2012 to FY 2014
39 Success Points				
Annual Success Point Total	14,003.5	13,714.5	13,718.0	- 2.0%
Math Readiness	158.0	112.0	132.0	- 16.5%
Read Readiness	105.0	35.5	49.0	- 53.3%
Write Readiness	114.0	46.5	36.5	- 68.0%
Students Who Complete 15 SCH	2,955.0	2,675.0	2,724.0	- 7.8%
Students Who Complete 30 SCH	1,919.0	1,910.0	1,750.0	- 8.8%
Students Who Transfer to a 4-Year Institution	1,890.0	1,780.0	1,628.0	- 13.9%
Students Who Pass First College-Level Math Course	1,444.0	1,435.0	1,478.0	2.4%
Students Who Pass First College-Level Read Course	1,125.0	1,096.0	1,108.0	- 1.5%
Students Who Pass First College-Level Write Course	1,175.5	1,075.5	965.5	- 17.9%
Degrees, Core Curriculum or Certificates (Unduplicated)	2,344.0	2,730.0	3,064.0	30.7%
Degrees or Certificates in Critical Fields	774.0	819.0	783.0	1.2%